



- CONMEBOL -  
*EVOLUCIÓN*

- CONMEBOL -  
**COPA AMERICA**  
FEMENINA  
COLOMBIA 2022

# MILESTONES AND TECHNICAL AND TACTICAL PERFORMANCE ANALYSIS





ntado por:

# Table of Contents

<b>INTRODUCTION – ALEJANDRO DOMÍNGUEZ</b>	<b>4</b>
<b>INTRODUCTION – NERY PUMPIDO</b>	<b>5</b>
<b>HISTORY OF WOMEN’S FOOTBALL IN SOUTH AMERICA</b>	<b>6</b>
Women’s Football Evolution in South America	8
Nine Editions of the CONMEBOL	10
<b>THE MOST IMPORTANT WOMEN’S NATIONAL TEAM COMPETITION IN SOUTH AMERICA</b>	<b>14</b>
9th Edition	16
More Resources	17
More Opportunities to Play	17
More Slots	17
More Technology	18
More Views	18
Sponsorship	19
<b>MORE ACTIONS</b>	<b>20</b>
“F for Female” Seminar	22
Coaching Workshop	24
Refereeing	25
COVID-19	28
Injuries	30
Antidoping Commission	32
<b>THE TOURNAMENT</b>	<b>34</b>
Participants	40
Group Phase Results	42
Final Phase Results	45
<b>TECHNICAL AND TACTICAL ANALYSIS</b>	<b>46</b>
<b>TRENDS</b>	<b>88</b>
<b>GENERAL STATISTICS</b>	<b>108</b>
<b>ACKNOWLEDGEMENTS</b>	<b>116</b>
Team of the Tournament	119





The growth of women's football in South America can be seen in multiple areas. Firstly, in the rise of competitiveness amongst football players within our continent, and their increasingly prominent presence in local and international tournaments. In addition to the natural talent of athletes born in our continent, South American girls and women now contribute greater and better technical skills and a more demanding and complete physical preparation.

These changes also occur in a less tangible aspect: the mental and spiritual strength that South American football players have been exhibiting. This becomes evident in their perseverance to obtain victory, in their hunger for glory, and in their ability to withstand pressure and improve performance in adverse situations. These are factors that cannot be measured but are essential when seeking new and higher sporting victories.

The CONMEBOL Copa América Femenina 2022 has been historic; it was the stage from which a new generation emerged with force. For the first time, the champion was awarded 1.5 million USD, and 500,000 USD was awarded to the runner up team. The tournament was a success from every point of view: organizational and logistical, scope and international impact, as well as in the pitch, strictly speaking. This publication deals with the latter, with data and information that contribute to understanding the growth process that women's football is experiencing in South America, as well as to identify the elements in which it is necessary to intensify work. At CONMEBOL, we hope that this material will be useful for everyone interested.

A handwritten signature in white ink, reading 'Alej W-S', is positioned above the printed name and title.

Alejandro Domínguez W-S  
President  
South American Football Confederation



In order to grow and develop, we must work to become better every day. For the first time, this report gives us a unique opportunity: to provide a technical analysis that goes beyond numbers and data. This edition of the CONMEBOL Copa América Femenina reflects the development and growth that rise from the support, evolution, and opportunities that are beginning to emerge in women's football at the national, regional, and international levels. The data shows, in addition to the achievements obtained this year, the key and necessary actions that were carried out to achieve this. Undoubtedly, this is the result of the last 5 years' institutional commitment.

This technical and tactical analysis is part of our 3 strategic pillars related to the development of women's football: (1) Strengthening tournaments, (2) Training our talents and developing more leaders within football, and (3) Building loyalty and giving women's football visibility both in the region and at the global level. We seek to document our talent's and our competitions' growth, providing an illustrative document for football coaches, analysts, and fans, with the desire to give South American women's football more visibility and positioning both from a technical and strategic perspective of its development.

Being this the first technical analysis that we carry out for the CONMEBOL Copa América Femenina, and considering the context of women's football, including its history and its development, with this document, we seek to break the mould of a tactical technical analysis report. Here, we will find the CONMEBOL Copa América Femenina's evolution, its history, milestones, anecdotes, and achievements with regards to the development of women's football, both on and off the pitch. We will analyse the teams that competed this year, and we will highlight the incredible work that was done to make this tournament a reality while becoming a true reference for South American women's football.

As new generations of women make history on and off the pitch, we will be here documenting, celebrating, and highlighting their achievements, inspiring more girls to achieve their dreams and Dream Big.

A handwritten signature in white ink, enclosed within a white oval outline.

Nery Pumpido

Deputy Secretary General / Director of Development  
South American Football Confederation



# **HISTORY OF WOMEN'S FOOTBALL IN SOUTH AMERICA**



Within the framework of the 31 years of the CONMEBOL Copa América Femenina, and as part of one of the strategic pillars for the development of the discipline, a compilation of the most important historical moments in women's football in South America was published for the first time. The objective is to reconstruct and

give visibility to the milestones that began a history that is only now being consolidated and becoming known. This way, it can continue to be complemented daily as a reflection of the conquest and struggle of all the women of the continent on and off the pitch, and can also serve as an inspiration for future generations.

# The Evolution of Women's Football in South America



**1910**  
**CHILE**

Girls play football at their school in Talca.



**1913**  
**ARGENTINA**

Celestes 3-0 Rosas was the result for these teams at Rosario's Club Fémina.



**1915**  
**BRAZIL**

The girls at the Vila Isabel Football wanted to play football in the city of Rio de Janeiro.



**1960**  
**PARAGUAY**

The Paraguayan government prohibited women from playing sports such as football, considering them as damaging for the "female character".



**1950**  
**1960**  
**1970**  
**1980**

There are reports of women playing football in Colombia, Peru, Ecuador, and Bolivia.



**1941**  
**BRAZIL**

With football being prohibited in the country, the Brazilian players played at benefits and artistic events for many years.



**1970**  
**URUGUAY**

Female players created the Amateur Association of Women's Football (its acronyms in Spanish being AAFF), and organized championships for five years.



**1980**  
**PARAGUAY**

Club Olimpia was the first Paraguayan club to get the ball rolling in women's football. For this, they received a warning from the National Sports Secretariat, as women's football was prohibited by law.





**1919**  
**CHILE**

The women's teams for Flor de Chile Football Club and Pedro del Río Zañartu played a match in the city of Concepción.



**1919**  
**BRAZIL**

The women's teams from Flamengo's Club de Regatas and Progresso Football Club played matches against men's youth teams.



**1920**  
**BRAZIL**

Rio de Janeiro's Helios Athletic Club, the ABC Sport Club and Sport Club Natalense also developed their women's teams.



**1923**  
**PARAGUAY**

Argentinean female players challenged Paraguayan female players days after the previously mentioned match.



**1923**  
**ARGENTINA**

The Argentinas and Cosmopolitas women's teams played at Boca Juniors' old stadium in front of 6 thousand spectators.



**1921**  
**BRAZIL**

Girls from Sao Paulo's Cantareira and Tremembé neighbourhoods played football at the Tremembé Football Club stadium.



**1988**

FIFA organized the International Women's Football Tournament in China, the first women's championship. Brazil got the bronze medal.



*There are still unknown women's teams and players playing all over South America.*

# Nine editions of the CONMEBOL Copa América Femenina

## 1st edition 1991

• Host:

**BRAZIL**

• Debutants:



• Champions: **BRAZIL**  
Brazil won the tournament and qualified for the first FIFA Women's World Cup held in China (1991).

## 2nd edition 1995

• Host:

**BRAZIL**

• Debutants:



• Champions: **BRAZIL**  
Brazil won the tournament and qualified for the FIFA Women's World Cup held in Sweden (1995).

## 3rd edition 1998

• Host:

**BRAZIL**

• Debutants:



• Champions: **BRAZIL**  
• Fun facts:  
**It was the first time all 10 countries participated.**

## 4th edition 2003

• Host:

**PERU ECUADOR ARGENTINA**



• Champions: **BRAZIL**

• Fun facts:  
**South America sent 2 national teams, Brazil and Argentina, to participate at the FIFA Women's World Cup.**

## 5th edition 2006

• Host:

**ARGENTINA**



• Champions:

**ARGENTINA**

• Fun facts:

For the first time ever, the winning team was awarded a slot to the Olympic Games (Beijing 2008). The other slot was given to the runner-up following play-off results.

## 6th edition 2010

• Host:

**ECUADOR**



• Champions:

**BRAZIL**

• Fun facts:

The championship's name was officially changed to the CONMEBOL Copa América Femenina. In 2010, the tournament began to qualify 4 teams for the football championship carried out during the Pan American Games.

## 7th edition 2014

• Host:

**ECUADOR**



• Champions:

**BRAZIL**

• Fun facts:

Brazil qualified for the FIFA Women's World Cup (2015) held in Canada. It also qualified for the Toronto Pan American Games (2015), and the Olympics in Rio (2016).

## 8th edition 2018

• Host:

**CHILE**



• Champions:

**BRAZIL**

• Fun facts:

Brazil qualified for the FIFA Women's World Cup (2019) held in France; for the Pan American Games (2019) held in Peru; and for the Olympics held in Tokyo (2020), which was postponed to 2021 due to the COVID-19 pandemic.

# Top Goalscorers in History



1st edition  
**Adriana Viola**  
BRAZIL

 4 goals



2nd edition  
**Sisleide Lima**  
BRAZIL

 12 goals



3rd edition  
**Roseli de Belo**  
BRAZIL

 16 goals



4th edition  
**Marisol Medina**  
ARGENTINA

 7 goals



5th edition  
**Cristiane Rozeira**  
BRAZIL

 12 goals



6th edition  
**Marta Vieira**  
BRAZIL

 9 goals



7th edition  
**Cristiane Rozeira**  
BRAZIL

 6 goals



8th edition  
**Catalina Usme**  
COLOMBIA

 9 goals



*Read more about the tournaments and the history of women's football by accessing the CONMEBOL Copa América Femenina's children's book, published by the CONMEBOL's Development Department.*



CONMEBOL *EVOLUCIÓN*

- CONMEBOL -  
**COPA AMÉRICA**  
**FEMENINA**  
CHILE 2018





# THE MOST IMPORTANT WOMEN'S NATIONAL TEAM COMPETITION IN SOUTH AMERICA



The organization and execution of the CONMEBOL Copa América Femenina required the efforts of everyone at CONMEBOL, the Local Organizing Committee (LOC), the federations, and other officials and volunteers. This chapter focuses on the activities, operations, logistics, and achievements related to the tournament in Colombia.

## 9th edition 2022

• Host:  
**COLOMBIA**

• Dates:  
**July 8 - 30**





## More Resources

For the first time, a cash prize was awarded at the CONMEBOL Copa América Femenina. The national team that won the trophy as champions of the CONMEBOL Copa América Femenina 2022 received 1,500,000 USD, and the runner-up received 500,000 USD.



**1,500,000 USD**  
CHAMPIONS

**500,000 USD**  
RUNNER-UP

The CONMEBOL Copa América Femenina is the most important and prestigious national teams' tournament in South America. It has been held every 4 years since 1991, and starting on 2022, the tournament shall be held every 2 years.

## More Opportunities to Play

## More Slots

Slots to qualify for other competitions have been increased:



**2 direct slots,  
1 play-off**



**1 direct slot,  
1 play-off**



**2 slots (3rd  
and 4th place)**

2018



**3 direct slots,  
2 play-offs**



**2 direct slots  
(1st, 2nd)**



**3 slots (3rd, 4th,  
5th place)**



1st edition of the Women's Finalissima 2023 UEFA-CONMEBOL

2022

## More Technology

For the first time in the history of the Women's CONMEBOL Copa América, the referee assistance system VAR (Video Assistance Referee) was used for the competition's final match, which took place in Bucaramanga, Colombia, on July 30, 2022.

- **Date:** 30 July, 2022
- **Stadium:** Alfonso López.
- **Host City:** Bucaramanga.
- **Time:** 07:00 pm.

Match #25



BRAZIL

VS



COLOMBIA



Referee: M. Laura Fortunato (ARG), Assistant Referee #1: Mariana de Almeida (ARG), Assistant Referee #2: Daiana Milone (ARG), 4th Referee: Adriana Farfán (BOL), Referees' Advisor: Olga Miranda (PAR), VAR: Zulma Quiñonez (PAR), AVAR: Sysana Corella (ECU), AVAR 2: Monica Amboya (ECU), Quality Manager: Barbra Bastias (CHI).

## More Views



### PRODUCTION AND DISTRIBUTION MULTILATERAL FEED

- 13 cameras during the Group Phase.
- 15 cameras during the Final Phase.
- 18 cameras for the Final with VAR.
- The insertion of graphics was centralised in the CONMEBOL HUB and carried out in 3 different languages (English, Spanish, and Portuguese), for the 25 matches.
- Satellite distribution for the Americas and Europe.



### PRESS

Press Conference: The CONMEBOL Copa América Femenina 2022's big numbers were announced to the media in a conference and mixed zone.



### UNILATERAL PRODUCTIONS ON SITE

- Rights holders were present in every match.
- The coverage was carried out by professionals from 12 media groups and 3 countries (Brazil, Venezuela, and Colombia).
- Radio coverage was carried out with rights from 7 media groups and 4 countries (Chile, Argentina, Venezuela, and Colombia).
- The final was covered with on-site production with mobiles from 4 media groups and 3 media groups with on-site coverage without mobiles.



### DIGITAL REACH

- The Final had 100% stadium occupancy (+22 thousand people).
- + 105,000 new followers.
- Almost 13 million interactions during the tournament, with Instagram as the main driver.
- + 170,000,000 video views on all our networks.
- + 52,000 mentions in social networks, and more than 6 thousand news in traditional media.



### MEDIA AT THE FINAL

- 180 journalists attended the COLOMBIA vs BRAZIL Final in Bucaramanga, with a total of 30 media sources from 7 countries.
- Rights holders: 11 channels from the stadium, with more than 60 journalists.



### PRESS OPERATIONS

Prior to and after the matches (with both national teams).

- Locker room filming.
- National team arrivals.
- Coach Interviews.
- Photo operations (entry protocol and award protocol – Final).
- Flash Interview.
- Press conference.
- Mixed Zone.



### 137 TERRITORIES

The tournament's broadcasting rights were sold to 137 territories around the world.

This includes South America, Central America, North America, the Caribbean, Europe, Middle East and Africa.

## Sponsorship



COMERCIAL  
**COPA AMERICA**  
FEMENINA  
COLOMBIA

Presentado por



AMERICA

**MORE ACTIONS**

AMERICA  
A  
2013



Presentación

NINA™





## “F for Female” Seminar

The CONMEBOL Development Department carried out the Women’s Football Seminar with the motto “F for Female”, on July 28 and 29, in the city of Bucaramanga, Colombia.

Important figures and role models in South American Women’s Football participated in the seminar, both virtually and face-to-face. They discussed the institutional vision of women’s football and the technical side of women’s football development. Additionally, they addressed topics such as the changes in women’s football, women leaders in management roles, the importance of world leaders, and the next generation of women’s football.

More than 40 speakers talked about women’s football to more than 100 people in the audience and with a virtual reach of more than 50,000 through CONMEBOL YouTube channels. The exchange of ideas and perspectives off the pitch continues to transform South American women’s football and set a global example for opportunities, promoting values, technical capacities, and motivating all women and girls on and off the pitch.

The teams participating in the CONMEBOL Copa América Femenina 2022 had the opportunity to participate in the recognition of women and gender equality, on and off the pitch. The event included women who are active players in the participating national teams, as well as women in club management, leagues, public and private

institutions. This seminar was an important tool for women empowerment in football, and serves to help their professional growth as individuals and athletes.

More than 150 pieces of media content were published during the “F for Female” seminar, generating 8.5 thousand interactions and 56.5 thousand video views, reaching more than 1.3 million people. 37 journalists also participated in person during the seminar.



CLICK/SCAN THE FOLLOWING LINKS/QRs:



DAY 1



DAY 2



# Coaching Workshop

The CONMEBOL Development Department carried out a workshop on 23 and 24 July, in the city of Bucaramanga, Colombia. This workshop focused on the analysis and development of women's football in the region and included the participation coaches and coaching staff of the CONMEBOL Copa América Femenina 2022.

For two days, participants discussed, exchanged technical experience, and identified challenges and opportunities for women's football development in the region. The experts debated and shared their experiences and opinions on

South American women's football, and how to increase interest and participation of women across different fields.

The speakers for the workshop included: Fabimar Franchi, CONMEBOL Women's Soccer Development Manager, UEFA representative Hesterine de Reus, Graciela Garay, CONMEBOL Ethics and Compliance Director, and members of the CONMEBOL Copa América Femenina 2022 technical analysis group, Vanessa Arauz, Milenko Valenzuela and Krikor Attarian.





# Refereeing

33 referees from the 10 South American countries were called up for this edition of the CONMEBOL Copa América Femenina.

In addition, by virtue of the CONMEBOL-UEFA Agreement, an exchange of referees was carried out between the confederations, and 3 UEFA referees participated in this competition:

- ✓ Sandra Braz Bastos (Portugal) – Referee.
- ✓ Andreia Catarina Ferreira S. (Portugal) – Assistant Referee.
- ✓ Rita Cabañero Mompò (España) – Assistant Referee.

#	COUNTRY	MA	NAME AND LAST NAME	ROLE
1	Argentina	AFA	Maria L. Fortunato	Referee
2	Argentina	AFA	Mariana de Almeida	Assistant Referee
3	Argentina	AFA	Daiana Milone	Assistant Referee
4	Bolivia	FBF	Adriana Farfan	Referee
5	Bolivia	FBF	Liliana Berjarano	Assistant Referee
6	Bolivia	FBF	Ines Choque	Assistant Referee
7	Brazil	CBF	Edina Alves	Referee
8	Brazil	CBF	Neuza Back	Assistant Referee
9	Brazil	CBF	Leila Moreira	Assistant Referee
10	Chile	FFC	Maria B. Carvajal	Referee
11	Chile	FFC	Loreto Toloza	Assistant Referee
12	Chile	FFC	Cindy Nahuelcoy	Assistant Referee
13	Colombia	FCF	Maria V. Daza	Referee
14	Colombia	FCF	Eliana Ortiz	Assistant Referee
15	Colombia	FCF	Nataly Arteaga	Assistant Referee
16	Ecuador	FEF	Susana Corella	Referee
17	Ecuador	FEF	Monica Amboya	Assistant Referee
18	Ecuador	FEF	Viviana Segura	Assistant Referee
19	Portugal	UEFA	Sandra Braz Bastos	Referee
20	Portugal	UEFA	Andreia C. Ferreira S.	Assistant Referee
21	Spain	UEFA	Rita Cabañero Mompò	Assistant Referee
22	Paraguay	APF	Zulma Quiñonez	Referee
23	Paraguay	APF	Laura Miranda	Assistant Referee
24	Paraguay	APF	Nadia Weiler	Assistant Referee

#	COUNTRY	MA	NAME AND LAST NAME	ROLE
25	Peru	FPF	Elizabeth Tintaya	Referee
26	Peru	FPF	Gabriela Moreno	Assistant Referee
27	Peru	FPF	Vera Yupanqui	Assistant Referee
28	Uruguay	AUF	Anahí Fernadez	Referee
29	Uruguay	AUF	Luciana Mascaraña	Assistant Referee
30	Uruguay	AUF	Adela sanchez	Assistant Referee
31	Venezuela	FVF	Yercinia Correa	Referee
32	Venezuela	FVF	Thaity Dugarte	Assistant Referee
33	Peru	FPF	Thyty Rodriguez *Substituting for Laura Cardenas	Assistant Referee



The summoned referees carried out physical training at the San Buenaventura University in Cali in preparation for the CONMEBOL Copa América Femenina. In addition, technical instruction courses were carried out to align the interpretation of the rules and to guide the proper reading of the game so as to achieve the correct handling of situations.

During the tournament, “Referee Work Feedback” sessions were conducted individually and as a team. These focused on highlighting individual positive areas and also to carry out a critical analysis in order to promote learning and self-development as a team.



# COVID-19 Medical Protocols

During the CONMEBOL Copa América Femenina, the Medical Commission applied the CONMEBOL Medical Recommendations Protocol and the Medical Dispositions for the CONMEBOL Copa América Femenina 2022 with specific guidelines in Colombia.

With said protocol, a unified COVID-19 control plan was implemented for each host city. These consisted in carrying out COVID-19 detection tests every 72 hours, starting with a RT-PCR test, and later with antigen tests.

## THE FOLLOWING CALENDAR WAS IMPLEMENTED:

	ARRIVAL	GROUP PHASE													
	JULY														
HOST CITIES	07 THU	08 FRI	09 SAT	10 SUN	11 MON	12 TUE	13 WED	14 THU	15 FRI	16 SAT	17 SUN	18 MON	19 TUE	20 WED	21 THU
National Teams	RT-PCR			ANTIGEN			ANTIGEN			ANTIGEN			ANTIGEN		
CONMEBOL Staff	RT-PCR			ANTIGEN			ANTIGEN			ANTIGEN			ANTIGEN		
Operational Staff - CALI	ANTIGEN			ANTIGEN			ANTIGEN			ANTIGEN			ANTIGEN		
Operational Staff - ARMENIA		ANTIGEN			ANTIGEN			ANTIGEN			ANTIGEN		ANTIGEN		

	FINAL PHASE									
	JULY									
HOST CITIES	22 FRI	23 SAT	24 SUN	25 MON	26 TUE	27 WED	28 THU	29 FRI	30 SAT	
National Teams	ANTIGEN			ANTIGEN			ANTIGEN			
CONMEBOL Staff	ANTIGEN			ANTIGEN			ANTIGEN			
Operational Staff - ARMENIA			ANTIGEN					ANTIGEN		
Operational Staff - BUCARAMANGA				ANTIGEN					ANTIGEN	

THE FOLLOWING RESULTS WERE OBTAINED



TOTAL SAMPLES IN THE CONMEBOL COPA AMÉRICA FEMENINA

ANTIGEN	4,035
PCR	583
<b>TOURNAMENT TOTAL</b>	<b>4,618</b>
<b>OF WHICH:</b>	
POSITIVE PCRs	52
POSITIVE ANTIGENS	38
<b>TOTAL POSITIVES TOURNAMENT</b>	<b>90</b>
NEGATIVE PCRs	531
NEGATIVE ANTIGENS	3,997
<b>TOTAL NEGATIVES TOURNAMENT</b>	<b>4,528</b>



RESULTS REPORT FROM HOST CITIES

**CALI**

POSITIVE PCRs	43
POSITIVE ANTIGENS	12
<b>TOTAL POSITIVES CALI</b>	<b>55</b>
NEGATIVE PCRs	328
NEGATIVE ANTIGENS	1,299
<b>TOTAL NEGATIVES CALI</b>	<b>1,627</b>

**ARMENIA**

POSITIVE PCRs	9
POSITIVE ANTIGENS	23
<b>TOTAL POSITIVES ARMENIA</b>	<b>32</b>
NEGATIVE PCRs	203
NEGATIVE ANTIGENS	2,074
<b>TOTAL NEGATIVES ARMENIA</b>	<b>2,277</b>

**BUCARAMANGA**

POSITIVE PCRs	-
POSITIVE ANTIGENS	3
<b>TOTAL POSITIVES BUCARAMANGA</b>	<b>3</b>
NEGATIVE PCRs	-
NEGATIVE ANTIGENS	624
<b>TOTAL NEGATIVES BUCARAMANGA</b>	<b>624</b>

# Injuries

## General epidemiology of injuries during the CONMEBOL Copa América Femenina 2022

During the CONMEBOL Copa América Femenina 2022 tournament, a total of 44 injuries were recorded. On 18 occasions, the players were required to leave the pitch and be substituted; a situation that is classified as a “serious” injury (Table 1).

19.5 injuries were recorded for every 1,000 minutes of play or 1.76 injuries per match. 8 serious injuries were counted for every 1,000 minutes of play or 0.75 serious injuries per match.

8% of the players who participated in the competition were injured, and 3.3% of all the players had a serious injury.

Of the total injuries, 28 were by contact (63.6%), and 8 of them were considered serious injuries (44.4%).

From what was possible to count, we know that 20 of the injuries affected the right side, and 16 the left.

### GENERAL INFORMATION ABOUT THE INJURIES

Injuries	Total	Serious
Number	44	18
X 1,000 played minutes	19.5	8
X match	1.76	0.75
% injured players	8%	3.3%
Injuries by contact	63.6%	44.4%
Sanction (yellow card)	0	2



## Injury Diagnosis and Location

The diagnoses were varied, and contusions stood out due to their frequency: 21 in total. They are not always well specified, but usually require the medical team's intervention. Some required the player to leave the pitch.

Muscle and tendon injuries followed, 11 in total, classified as contractures (6 cases), muscle strains (2 cases) and 1 muscle tear.

There were 4 concussions or head trauma diagnoses, 2 anterior cruciate ligament tears, 1 avulsion fracture of the 5th metacarpal of the hand, 1 acromioclavicular dislocation, 1 elbow dislocation, 1 migraine headache, 1 anxiety crisis, 1 sprain knee and 1 post meniscectomy syndrome.

Muscle injuries remain difficult to diagnose and classify. In this competition, 4 hamstring injuries were diagnosed, one of them was bilateral, 4 gastrocnemius injuries, one of them also bilateral, 1 rectus femoris muscle injury, 1 pectoralis major muscle tear, and 1 Achilles tendon injury.

As usual, CONMEBOL protocol was followed for possible concussions.

The location of each injury is listed according to their frequency: thigh injuries (8 cases), ankle (7 cases), leg (7 cases), head (6 cases), knee (5 cases), thorax (3 cases), shoulder (2 cases), foot (2 cases) and with one case each, the hand, the lumbar spine, the pelvis, and the elbow.

Among the injuries, 4 corresponded to the upper limb, and 30 to the lower limb.

## Moment in which the injury took place

When dividing the match in quarters, we observe that injuries were most frequent during the second half, and towards the end of the match, where tiredness and that tendency to "lose time" seem to increase injury frequency. Two injuries were produced during warm-up or during training. Of the total injuries suffered during the tournament, 14 took place during the first half and 28 during the second half.

When looking at serious injuries, this tendency breaks, and we see that injuries seem to be distributed throughout the match in a homogenous way. In fact, the number of serious injuries during the first half were 8, and 10 in the second half.



# Anti-Doping Commission

## ANTI-DOPING CONTROLS

- 100 samples were collected during the competition (43% of the total) and 135 samples were collected out of the competition (57% of the total). A total of 235 samples were collected throughout the whole competition.
- All samples collected were urine samples.
- 132 samples from the players were stored for 10 years in the laboratory (56% of the total) (Lab Cologne Germany).
- The players' selection to undergo controls was 65% directly selected (155 controls) and 35% by lottery (80 controls).

## ANTI-DOPING EDUCATIONAL TALKS – PREVENTION

The objective of these talks is to provide basic information for players and coaching staff regarding the risks involved in doping, and promote values and principles of fair play, one of CONMEBOL's main pillars.

- ✓ 10 educational talks were carried out.
- ✓ In 2 host cities.
- ✓ With 6 speakers.
- ✓ To participants from the 10 national teams.
- ✓ And 300 players and coaching staff participated in these talks.

Please scan the QR/click on the link to learn more about the Medical and Anti-Doping Commission's work in the CONMEBOL Copa América Femenina 2022







-CONMEBOL-

LIGHT ENGINEERED FOR PRECISION



# THE TOURNAMENT

- CONMEBOL -  
COPA AMERICA  
FEMENINA  
COLOMBIA 2022



The CONMEBOL Copa América Femenina 2022 was played in 2 phases: the Group Phase and the Final Phase. The 10 national teams played at the Group Phase and were divided in 2 groups of 5 teams each, playing in one single round. The teams that landed the first three positions in each group qualified for

the Final Phase. The 6 teams who qualified from the Group Phase participated in the Final Phase in the following matches: match for 5th place, Semi-finals, match for 3rd place and the Finals. A total of 25 matches were played during the CONMEBOL Copa América Femenina 2022.



## Group Phase



### Pascual Guerrero Stadium

Capacity: 38,000

CALI



### Centenario Stadium

Capacity: 20,700

ARMENIA

## Final Phase



### Alfonso López Stadium

Capacity: 25,000

BUCARAMANGA

## Participating Teams



## GROUP A

-  COLOMBIA
-  CHILE
-  ECUADOR
-  PARAGUAY
-  BOLIVIA

## GROUP PHASE

HOST CITY	08 FRI	09 SAT	10 SUN	11 MON	12 TUE	13 WED	14 THU	15 FRI	16 SAT	17 SUN	18 MON
CALI <i>Pascual Guerrero Stadium</i>	#2 BOL VS ECU 16:00			#6 PAR VS CHI 16:00			#10 PAR VS BOL 16:00			#14 CHI VS BOL 16:00	
	#1 COL VS PAR 19:00			#5 BOL VS COL 19:00			#9 CHI VS ECU 19:00			#13 ECU VS COL 19:00	
ARMENIA <i>Centenario Stadium</i>		#4 URU VS VEN 16:00			#7 URU VS BRA 16:00			#12 ARG VS URU 16:00			#15 VEN VS BRA 16:00
		#3 BRA VS ARG 19:00			#8 ARG VS PER 19:00			#11 PER VS VEN 19:00			#16 PER VS URU 19:00
BUCARAMANGA <i>Alfonso López Stadium</i>											
FREE	CHI	PER		ECU	VEN		COL	BRA		PAR	ARG
MATCHES PER	2	2	0	2	2	0	2	2	0	2	2

\* Local time in Colombia (GMT-5)

**GROUP B**

-  BRAZIL
-  PERU
-  VENEZUELA
-  ARGENTINA
-  URUGUAY

**FINAL PHASE**

**JULY**

	19 TUE	20 WED	21 THU	22 FRI	23 SAT	24 SUN	25 MON	26 TUE	27 WED	28 THU	29 FRI	30 SAT	Match Calendar
BREAK		#18 ECU VS PAR 19:00	#19 BRA VS PER 19:00										10
		#17 COL VS CHI 19:00	#20 VEN VS ARG 19:00	BREAK		#21 3A VS 3B 19:00					#24 P22 VS P23 19:00		12
						#22 1A VS 2B 19:00	#23 1B VS 2A 19:00			#25 G22 VS G23 19:00		3	
		BOL	URU										
	0	2	2	0	0	1	1	1	0	0	1	1	25


# Participants

## PLAYERS

- ✓ 230 players, aged between 16 and 35, participated in the tournament.
- ✓ The national teams at the CONMEBOL Copa América Femenina with the greatest number of youth players (20 years or younger) were Ecuador (35%) and Bolivia (30%).
- ✓ On the other hand, the top 3 national teams with the greatest age average were Argentina (28,2 years), Chile (28 years), and Brazil (26,4 years).
- ✓ The Bolivian, Ecuadorian, and Chilean national teams participated with a greater number of local players. On another hand, the Venezuelan, Paraguayan and Colombian national teams had more players who were called up from abroad.
- ✓ The players represent clubs from 23 different countries. 62% of the players play for South American clubs. Brazil is the most represented country, with 10% of the total number of participants playing for Brazilian clubs.
- ✓ The country with the highest percentage of players is Spain, with 20% of players representing Spanish clubs.

Country	% of players older than 20 years	% of players younger or of 20 years	Average age	% of players playing local	% of players playing abroad	% of free players*
ARGENTINA	91%	9%	28.2	48%	52%	0%
BOLIVIA	70%	30%	23.0	91%	9%	0%
BRAZIL	96%	4%	26.4	52%	48%	0%
CHILE	87%	13%	28.0	65%	35%	0%
COLOMBIA	78%	22%	25.6	43%	57%	0%
ECUADOR	65%	35%	23.4	74%	26%	0%
PARAGUAY	91%	9%	25.7	26%	70%	4%
PERU	72%	22%	25.3	52%	43%	4%
URUGUAY	74%	26%	24.3	48%	48%	4%
VENEZUELA	78%	22%	25.6	0%	91%	9%

\*Players under the free category were not playing for any club at the time of the CONMEBOL Copa América Femenina.





## DELEGATIONS' TECHNICAL TEAMS & OFFICIALS





- ✓ 4 of the 10 coaches (40%) coaches who participated in the CONMEBOL Copa América Femenina 2022 were women:
  - Emily Lima (BRA) – Ecuadorian National Team.
  - Rosana Gómez (ARG) – Bolivian National Team.
  - Pamela Conti (ITA) – Venezuelan National Team.
  - Pia Sundhage (SUE) – Brazilian National Team.
- ✓ Brazil's, Uruguay's and Venezuela's national teams presented a 50%/50% men to women ratio in their technical team's composition.
- ✓ 50% of the national teams have 100% local technical teams and officials.
- ✓ The national teams with the highest number of female coaching staff and officials are Ecuador (67% women) and Bolivia (56% women).





National Team	Women %	Men %	Average Age	Local	Abroad	# of people in Staff
<b>ARGENTINA</b>	22%	78%	45.65	100%	0%	18
<b>BOLIVIA</b>	56%	44%	40.09	56%	44%	9
<b>BRAZIL</b>	50%	50%	42.41	83%	17%	18
<b>CHILE</b>	30%	70%	38.33	100%	0%	20
<b>COLOMBIA</b>	21%	79%	42.46	100%	0%	14
<b>ECUADOR</b>	67%	33%	38.92	60%	40%	15
<b>PARAGUAY</b>	35%	65%	41.83	88%	12%	17
<b>PERU</b>	33%	67%	41.73	100%	0%	18
<b>URUGUAY</b>	50%	50%	44.34	100%	0%	14
<b>VENEZUELA</b>	50%	50%	36.24	77%	23%	21

\*This data includes officials from each delegation. According to regulations, delegations are made up of 23 players and 8 members of the coaching staff. Each delegation could propose including additional people to reinforce their staff.

# Group Phase Results





## GROUP PHASE - MATCH 1

DATE	TIME	STADIUM	#	GROUP	MATCH	RESULT
8/07/22	16:00	Pascual Guerrero	2	A	BOLIVIA  vs  ECUADOR	1 - 6
	19:00	Pascual Guerrero	1		COLOMBIA  vs  PARAGUAY	4 - 2

DATE	TIME	STADIUM	#	GROUP	MATCH	RESULT
9/07/22	16:00	Centenario	4	B	URUGUAY  vs  VENEZUELA	0 - 1
	19:00	Centenario	3		BRAZIL  vs  ARGENTINA	4 - 0





## GROUP PHASE - MATCH 2

DATE	TIME	STADIUM	#	GROUP	MATCH	RESULT
11/07/22	16:00	Pascual Guerrero	6	A	PARAGUAY  vs  CHILE	3 - 2
	19:00	Pascual Guerrero	5		BOLIVIA  vs  COLOMBIA	0 - 3

DATE	TIME	STADIUM	#	GROUP	MATCH	RESULT
12/07/22	16:00	Centenario	7	B	URUGUAY  vs  BRAZIL	0 - 3
	19:00	Centenario	8		ARGENTINA  vs  PERU	4 - 0

## GROUP PHASE - MATCH 3

DATE	TIME	STADIUM	#	GROUP	MATCH	RESULT
14/07/22	16:00	Pascual Guerrero	10	A	PARAGUAY  vs  BOLIVIA	2 - 0
	19:00	Pascual Guerrero	9		CHILE  vs  ECUADOR	2 - 1

DATE	TIME	STADIUM	#	GROUP	MATCH	RESULT
15/07/22	16:00	Centenario	12	B	ARGENTINA  vs  URUGUAY	5 - 0
	19:00	Centenario	11		PERU  vs  VENEZUELA	0 - 2

## GROUP PHASE - MATCH 4

DATE	TIME	STADIUM	#	GROUP	MATCH	RESULT
17/07/22	16:00	Pascual Guerrero	14	A	CHILE  vs  BOLIVIA	5 - 0
	19:00	Pascual Guerrero	13		ECUADOR  vs  COLOMBIA	1 - 2

DATE	TIME	STADIUM	#	GROUP	MATCH	RESULT
18/07/22	16:00	Centenario	15	B	VENEZUELA vs BRAZIL	0 - 4
	19:00	Centenario	16		PERU vs URUGUAY	0 - 6

### GROUP PHASE - MATCH 5

DATE	TIME	STADIUM	#	GROUP	MATCH	RESULT
20/07/22	19:00	Pascual Guerrero	18	A	ECUADOR vs PARAGUAY	1 - 2
	19:00	Centenario	17		COLOMBIA vs CHILE	4 - 0

DATE	TIME	STADIUM	#	GROUP	MATCH	RESULT
21/07/22	19:00	Pascual Guerrero	19	B	BRAZIL vs PERU	6 - 0
	19:00	Centenario	20		VENEZUELA vs ARGENTINA	0 - 1

## Final standings

### GROUP A

#	TEAM	MP	MW	MD	ML	GF	GA	GD	PTS
1.	COLOMBIA(Q)	4	4	0	0	13	3	10	12
2.	PARAGUAY(Q)	4	3	0	1	9	7	2	9
3.	CHILE (Q)	4	2	0	2	9	8	1	6
4.	ECUADOR	4	1	0	3	9	7	2	3
5.	BOLIVIA	4	0	0	4	1	16	-15	0



### GROUP B

#	TEAM	MP	MW	MD	ML	GF	GA	GD	PTS
1.	BRAZIL (Q)	4	4	0	0	17	0	17	12
2.	ARGENTINA (Q)	4	3	0	1	10	4	6	9
3.	VENEZUELA (Q)	4	2	0	2	3	5	-2	6
4.	URUGUAY	4	1	0	3	6	9	-3	3
5.	PERU	4	0	0	4	0	18	-18	0


(Q) Qualified for the Final Phase

# Final Phase Results



## FINAL PHASE - 5TH PLACE

DATE	TIME	STADIUM	#	PHASE	MATCH	RESULT
24/07/22	19:00	Centenario	21	Final	 vs  VENEZUELA	(4) 1 - 1 (2)



## FINAL PHASE - SEMIFINAL

DATE	TIME	STADIUM	#	PHASE	MATCH	RESULT
25/07/22	19:00	Alfonso López	22	Final	 vs  ARGENTINA	1 - 0
26/07/22	19:00	Alfonso López	23	Final	 vs  PARAGUAY	2 - 0

## FINAL PHASE - 3RD PLACE

DATE	TIME	STADIUM	#	PHASE	MATCH	RESULT
29/07/22	19:00	Centenario	24	Final	 vs  PARAGUAY	3 - 1

## FINAL PHASE - FINAL

DATE	TIME	STADIUM	#	PHASE	MATCH	RESULT
30/07/22	19:00	Alfonso López	25	Final	 vs  BRAZIL	0 - 1



# Final Results



**BRAZIL**  
**CHAMPIONS**  
 8TH TITLE

- 1st  **BRAZIL**
- 2nd  **COLOMBIA**
- 3rd  **ARGENTINA**
- 4th  **PARAGUAY**
- 5th  **CHILE**
- 6th  **VENEZUELA**
- 7th  **ECUADOR**
- 8th  **URUGUAY**
- 9th  **BOLIVIA**
- 10th  **PERU**

## QUALIFICATION FOR OTHER COMPETITIONS ACCORDING TO THE FINAL POSITIONS



Qualified:   

Play-off:  



Olympic Games Paris 2024



Pan American Games Santiago 2023



# TECHNICAL AND TACTICAL ANALYSIS



The following technical and tactical analysis seeks to initiate a documentation process and knowledge consolidation of women's football in South America. It is the first time that a holistic vision is implemented. This analysis is carried out by CONMEBOL's group of experts and relies on live and virtual observation, specific match

forms, and is complemented by official statistical sources. Said sources have a greater than 90% confidence margin thanks to the data collection that was carried out with a technical camera for the FIFA Performance Analysis program implementation, as well as reliable statistics and records for CONMEBOL.



**Germán Portanova**

### GENERAL CHARACTERISTICS

Argentina's national team favoured a 1-4-1-4-1 formation during the group phase. During the final phase, they opted for a 1-4-3-3 formation.

### DEFENSIVE CHARACTERISTICS AND PRESSURE

The team kept a low block, allowing the rival to build up play all the way up to their own pitch in order to seize counterattack opportunities during transitions. This strategy can be clearly seen, with 58% of their recoveries happening during their defensive third.


Another interesting factor to note was their positioning in a medium-high block, closing central channels, and applying intense pressure, thus avoiding the rival's progression in the middle third of the pitch. The quality of these actions places Argentina as the best national team in the tournament's group phase when it comes to pressing the rival in the first third. M. Larroquette stands out as one of the top 3 players in defensive pressure actions (34 pressure actions). Agustina Barroso, who is part of the ideal starting 11, registered 68% completed duels and 47 recoveries, actions that proved to be decisive for Argentina's defensive phase.

As a result of all of this, Argentina was scored against only 6 times, becoming the third national team with the least goals against.

### OFFENSIVE CHARACTERISTICS

The team applied the 1-4-3-3 formation, which made them more effective in the middle zone. This allowed them to reach an average of 51.86% ball possession during the entire tournament. They also stood out amongst the best teams of the group phase with regards to progressive passes (63.4 progressive passes and a 55% effectiveness). Their range and wing play depth were the highlights of their strategy, led by their best attacking player and striker, Yamila Rodríguez (6 goals). Three of their players are amongst the top 10 of this tournament regarding distributions under pressure and defence-attack transitions: Banini, Bonsegundo and Rodríguez, who formed a very effective attack trident with 36, 27 and 24 actions, respectively. The team managed 10.67 shots per match. As a result, they scored 13 goals and got third place in this tournament's ninth edition.

Most of their goals were scored between minute 65 and 90, as they observed their opportunity when their rival started to grow tired and leave open spaces when attempting to attack the Argentinean goal.



### Formation: 1-4-1-4-1


This was the most used game system. The players depicted here represent those who had the greatest participation in each of these positions during the tournament.

GROUP PHASE	
09/07/22	BRAZIL 4 - 0 ARGENTINA
12/07/22	ARGENTINA 4 - 0 PERU
15/07/22	ARGENTINA 5 - 0 URUGUAY
21/07/22	VENEZUELA 0 - 1 ARGENTINA
SEMIFINAL	
25/07/22	COLOMBIA 1 - 0 ARGENTINA
3rd PLACE	
29/07/22	ARGENTINA 3 - 1 PARAGUAY



	#	First Name	Last Name	Club	Mins	Goals
GOALKEEPERS	1	VANINA NOEMI	CORREA	ROSARIO CENTRAL	540	
	12	SOLANA GABRIELA	PEREYRA	REAL UNION	-	
	23	LAURINA	OLIVEROS	BOCA JUNIORS	-	
DEFENCE	2	AGUSTINA	BARROSO BASUALDO	SE PALMEIRAS	433	
	3	ELIANA NOEMI	STABILE	SANTOS FUTEBOL CLUBE	498	2
	4	JULIETA MICAELA	CRUZ	BOCA JUNIORS	140	
	6	ALDANA	COMETTI	LEVANTE	329	
	13	SOPHIA WAIS	BRAUN	GONZAGA UNIVERSITY	250	
	16	MARINA MELANI	DELGADO	UAI - URQUIZA	174	
	18	GABRIELA PATRICIA	CHAVEZ	ESTUDIANTES	234	
	20	LINDA RUTH	BRAVO	PACHUCA	106	
MIDFIELDERS	5	VANESA	SANTANA	HUELVA	21	
	7	ROMINA STEFANIA	NUÑEZ	UAI - URQUIZA	485	
	8	DAIANA MICAELA	FALFAN	UAI - URQUIZA	512	
	10	DALILA BELEN	IPPOLITO	POMIGLIANO	62	
	14	MIRIAM ANAHI	MAYORGA	BOCA JUNIORS	135	
	15	MARIA FLORENCIA	BONSEGUNDO	MADRID CFF	489	3
	17	MARICEL	PEREYRA	SAN LORENZO DE A.	13	
STRIKERS	9	FLORENCIA SOLEDAD	JAIMES	NAPOLI	110	
	11	YAMILA TAMARA	RODRIGUEZ	BOCA JUNIORS	497	6
	19	MARIANA VALERIA	LARROQUETTE	SPORTING CP	420	
	21	ERICA NOELIA	LONIGRO	RIVER PLATE	29	1
	22	ESTEFANIA ROMINA	BANINI RUIZ	ATLETICO MADRID	460	1





Minutes the goals were converted



Average possession  
**51.86%**



Pass effectiveness  
**75.2%**



Shots per match  
**10.67%**



Shot effectiveness  
**50%**

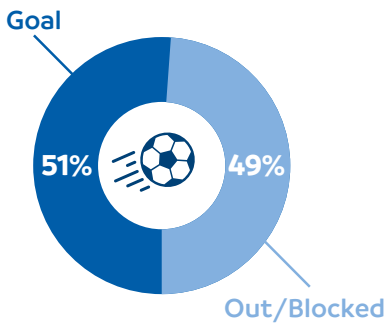


Average entries to the last third  
**59.5**

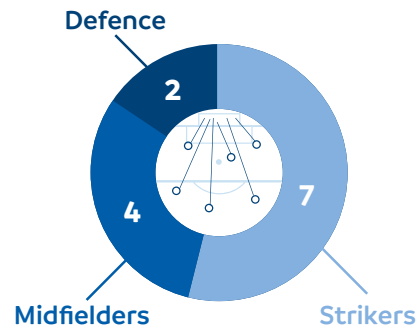


Average goals per match  
**2.26**

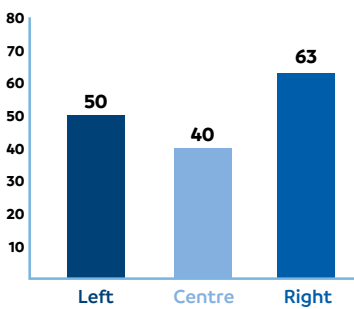
Shot effectiveness



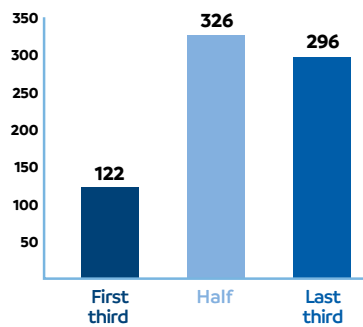
Position of converted goals



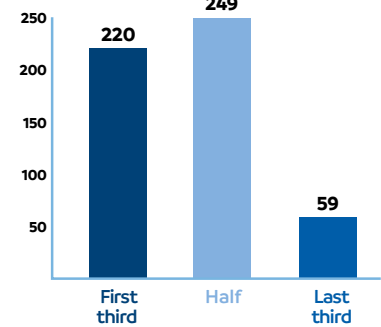
Threat generation



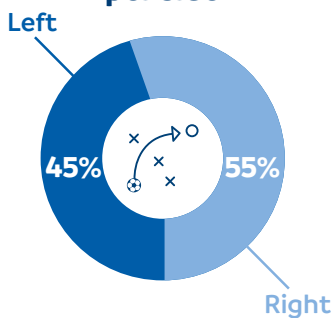
Lost balls



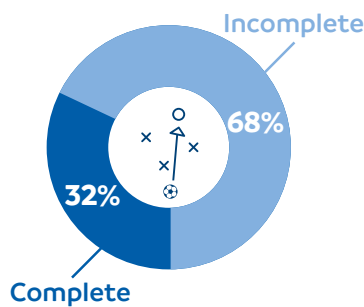
Recoveries



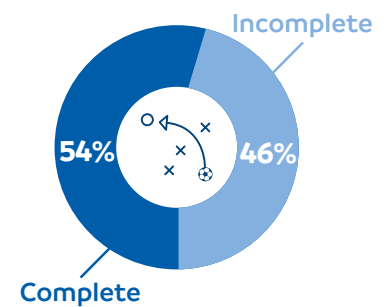
Crosses per side



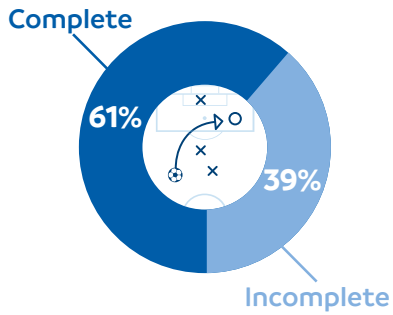
Cross effectiveness



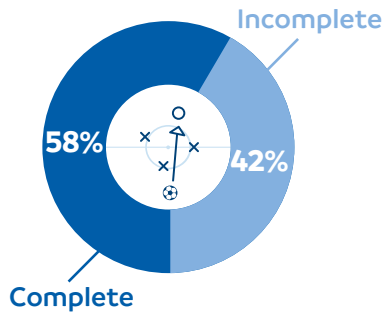
Long pass effectiveness



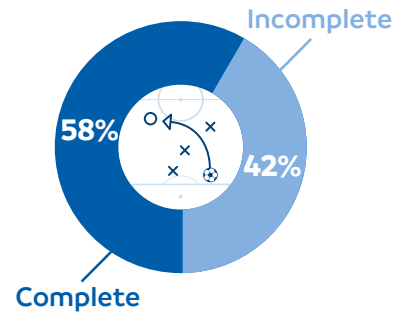
**Pass effectiveness to the last third**



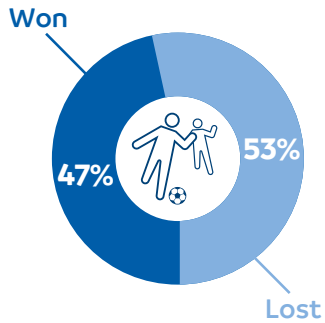
**Pass effectiveness to the rival side of the pitch**



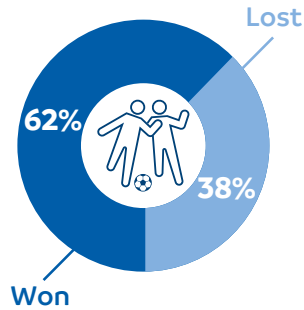
**Progressive pass effectiveness**



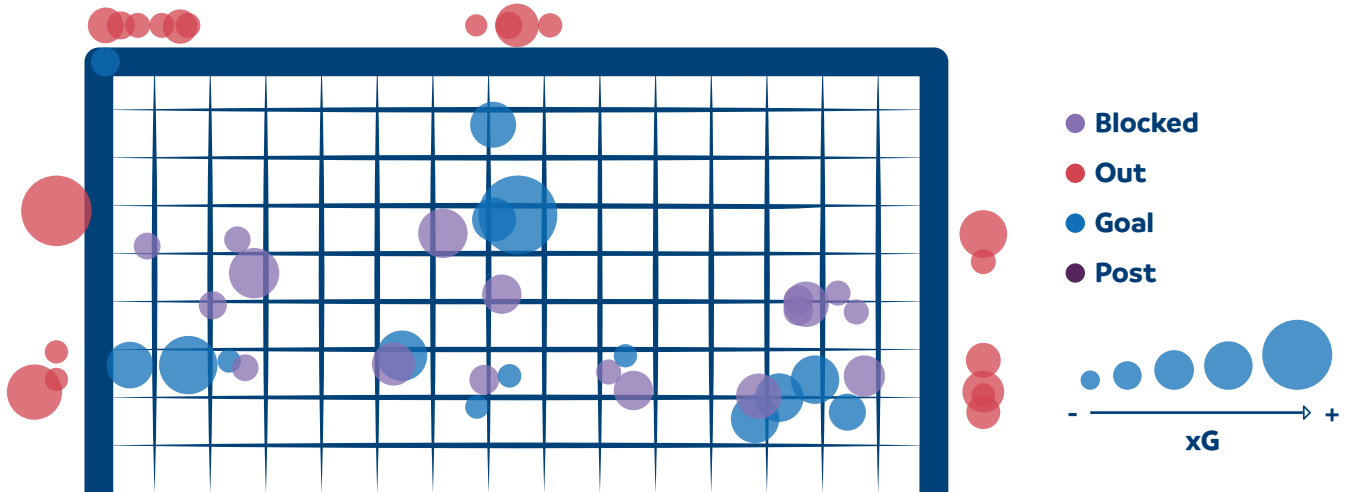
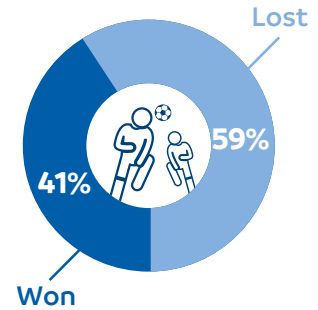
**Duel Effectiveness**




**Defensive Duel Effectiveness**



**Air Duel Effectiveness**



**Goalscorers**



11

Y. Rodríguez

6 goals



15

M. Bonseguro

3 goals



3

E. Stabile


2 goals



22

E. Banini

1 goal



21

E. Lonigro

1 goal



**Rosana Gómez**

### GENERAL CHARACTERISTICS

The Bolivian national team favoured the 1-5-3-2 and 1-4-4-2 formations. Together, they represented 50.2% of the time played during the group phase.

### DEFENSIVE CHARACTERISTICS AND PRESSURE

The team kept a defensive low block, allowing the rival to build up play all the way up to their side of the pitch in order to seize counterattack opportunities during transitions. This strategy can be clearly seen, with 58% of their recoveries happening during their defensive third.

Mixed marking was their main tool to use when avoiding the rival's progression into their attacking zone. The following players stood out: Erika Salvatierra, in defensive pressure (13.3 per match), and Morales, with interceptions in the group phase (7.6 per match). Although their rival managed to score in every game, the team was very disciplined and sought to keep a compact and concentrated defence, making an average of 83.3 defensive actions per game.

### OFFENSIVE PHASE

The team had either a 1-4-4-2 or a 1-4-1-4-1 formation, with a predominantly direct game. One of their most effective strikers, Ana Paula Rojas, top 3 in offensive duels in the group phase (21.2 actions per match with a 38% effectiveness), managed to create threatening situations in the rival's area. Erika Salvatierra, one of the team's main players regarding progressive passes also stood out (with an average of 10.7 per match and a 60.7% effectiveness). Bolivia registered a global pass effectiveness of 66.7%

Another relevant fact we observed was that 70% of the players are under 20, which is why we expect that they will continue developing and growing their team and technical work.

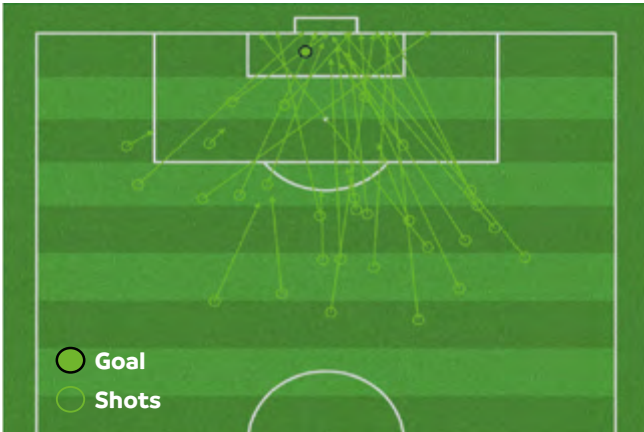


## Formation: 1-5-3-2

GROUP PHASE	
08/07/22	BOLIVIA 1 - 6 ECUADOR
11/07/22	BOLIVIA 0 - 3 COLOMBIA
14/07/22	PARAGUAY 2 - 0 BOLIVIA
17/07/22	CHILE 5 - 0 BOLIVIA

	#	First Name	Last Name	Club	Mins	Goals
GOALKEEPERS	1	KIMBERLY VANESSA	LOPEZ ZUBIETA	WILSTERMANN	142	
	12	DANIELA	SALGUERO CUELLAR	EXOTICO PREMIUM	-	
	23	ALBA TAMARA	SALAZAR ZABALA	FBF - REGISTRO TEMPORAL	216	
DEFENCE	2	YUDITZA JIMENA	SALVATIERRA VARGAS	MUNDO FUTURO	134	
	4	JHYLIAN MARY	MAMANI HUARACHI	THE STRONGEST	46	
	6	MARIA ALEJANDRA	VAQUERO PARDO	DEPORTIVO ITA	90	
	13	ERICKA	MORALES ALARCON	MUNDO FUTURO	360	
	14	ARIANI	MELGAR CUELLAR	SANTA CRUZ F.C	70	
	15	AIDE	MENDIOLA	MUNDO FUTURO	314	
	17	SIDNEY	SANJINEZ SUAREZ	A.B.B.	-	
MIDFIELDERS	5	ERIKA	SALVATIERRA DURAN	FBF - REGISTRO TEMPORAL	360	1
	7	ANA PAULA	ROJAS HUARAYO	ASTOR	360	
	8	PAOLA	GUZMAN CARRASCO	JOVENTUT ALMASSORA CF	91	
	10	YANETH	VIVEROS CAMPOS	UNIVERSIDAD FEM	-	
	16	SAMANTHA NICOLE	ALURRALDE HERNANDEZ	THE STRONGEST	270	
	18	YOSELIN	BASUALDO ALVAREZ	WILSTERMANN	324	
	22	BRANDY VALERIA	FLORES VELA	WILSTERMANN	198	
STRIKERS	3	OLGA	SANDOVAL FERNANDEZ	REAL TOMAYAPO	224	
	9	MARLENE	FLORES SEGOVIA	REAL TOMAYAPO	206	
	11	ILSEN VICTORIA	RODRIGUEZ TOLABA	ALWAYS READY	121	
	19	MAJHELY	ROMERO VASQUEZ	BLOOMING	27	
	20	ALIZIA	BEJARANO APOMAITA	INTER STARS RUSH	74	
	21	MARILIN	ROJAS CUELLAR	ORIENTE PETROLERO	314	





Minutes the goals were converted



Average possession  
**39.93%**



Pass effectiveness  
**66.7%**



Shots per match  
**8.25%**



Shot effectiveness  
**36.4%**

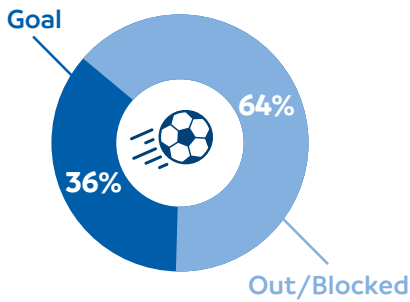


Average entries to the last third  
**37.5**

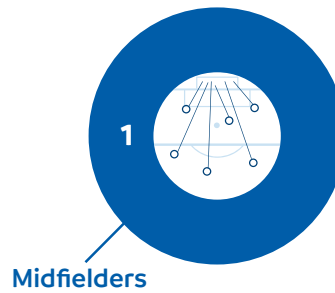


Average goals per match  
**0.25**

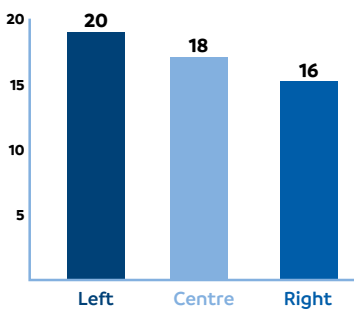
Shot effectiveness



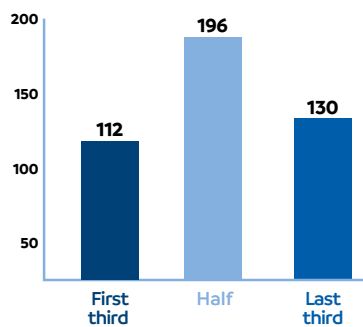
Position of converted goals



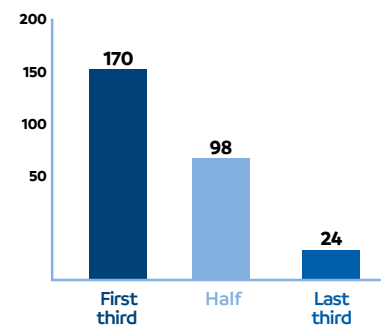
Threat generation



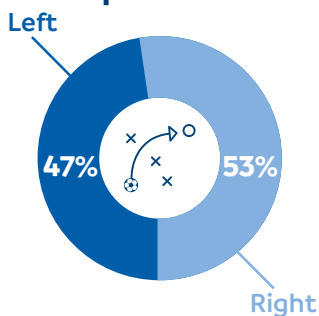
Lost balls



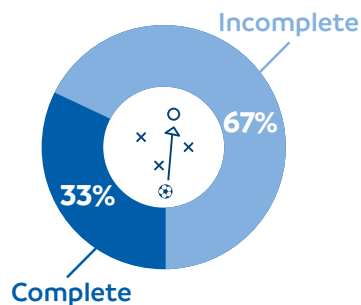
Recoveries



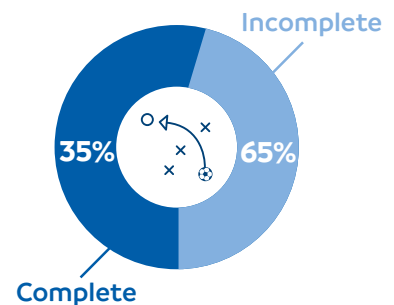
Crosses per side



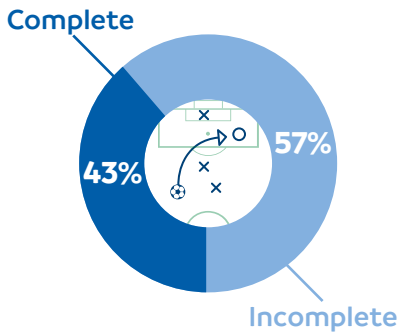
Cross effectiveness



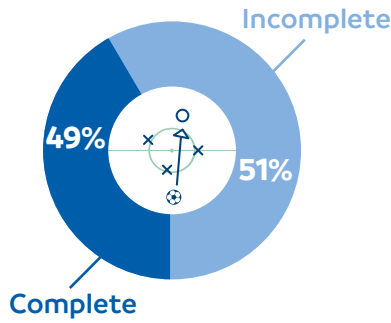
Long pass effectiveness



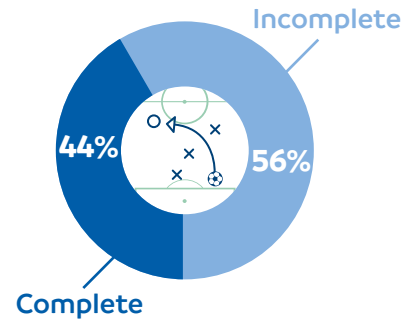
**Pass effectiveness to the last third**



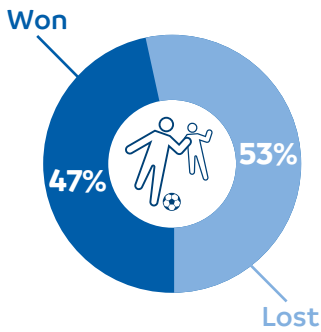
**Pass effectiveness to the rival side of the pitch**



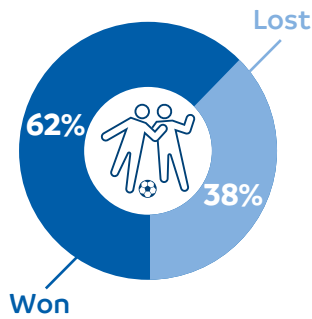
**Progressive pass effectiveness**



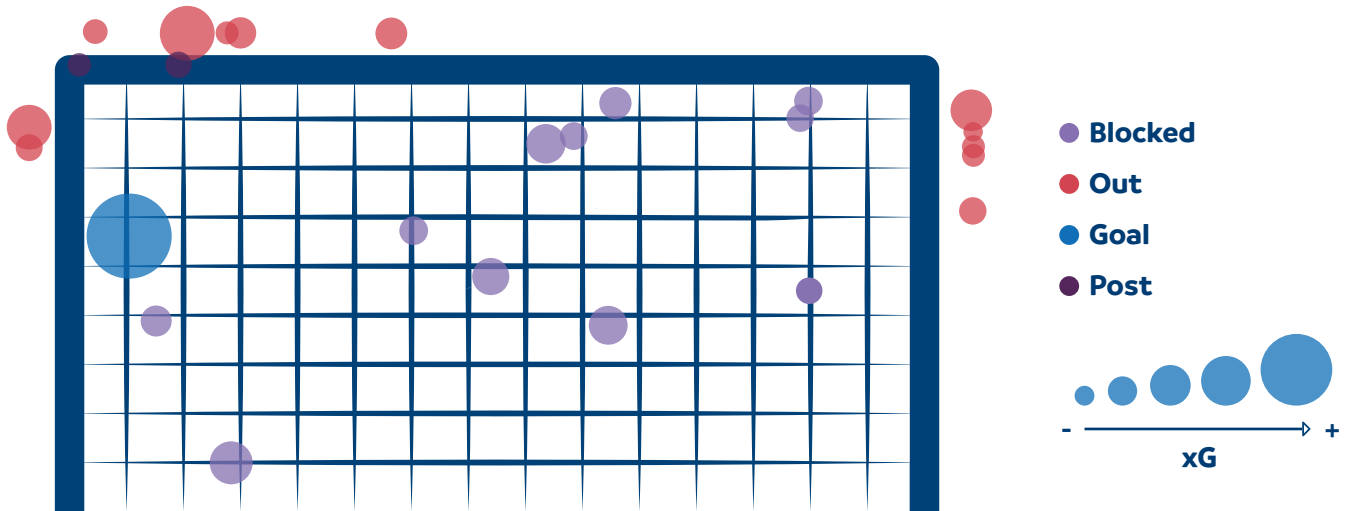
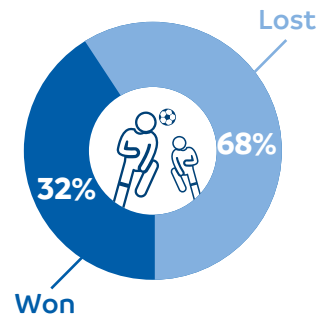
**Duel Effectiveness**



**Defensive Duel Effectiveness**



**Air Duel Effectiveness**



**Goalscorer**



E. Salvatierra

**1** goal



**Pia Sundhage**

### GENERAL CHARACTERISTICS

The Brazilian team utilized the 1-4-4-2 formation for over 70% of their matches during the group phase.

### DEFENSIVE CHARACTERISTICS AND PRESSURE

The Brazilian team positioned themselves as a high and compact block, thus preventing their rivals from constructing their game easily. An average of 15.1 recoveries per match in the rival defensive third was recorded, which allowed the team to place second in most recoveries in this sector during the group phase. This permitted Brazil to recover the ball quickly and be characterized by its pressing intensity.

In the defensive transitions, each line sought to reposition itself, and the closest player to the ball was responsible for preventing the rival from making an immediate progression. Ball recovery was carried out mainly halfway down the field, which added up to 279 recoveries during the entire tournament. The defense was led by Rafaelle and Angelina, (11.5 and 12.5 per match). Together with Tamires, who had a 74% defensive duel effectiveness during the group phase, they exhibited a great deal of confidence defending their zone, which, in turn, led to Brazil being the only national team who was not scored against during the entire tournament.

### OFFENSIVE CHARACTERISTICS

Their attack consisted of three key aspects: build up play starting from their goal, the creation of spaces within interior lanes, and their game verticality.

When attacking, they kept their 1-4-4-2 formation in order to generate greater numerical superiority, and to incorporate Tamires and Antonia, both very important in distribution under pressure during the tournament (28 and 25 actions; and an average of 2.02 and 2.05 per match). Adriana and Kerolin both stood out in winning over oppositions and seizing positioning opportunities before their rivals. In these situations, they positioned themselves in a 1-3-4-3 formation. Statistics show that they had a 60.06% ball possession, with 80.8% pass effectiveness. This, in turn, resulted in 20 goals for, and an average of 3.33 goals per match.

Rafaelle and Angelina, top 3 and top 10 in passes in the last third and during the first phase of the tournament, both stood out in the construction phase. Rafaelle had an average of 15.6 passes per match, with a 78% effectiveness, and Angelina had a 7.6 average with an impressive 95% effectiveness.

Debinha (5 goals), Bia Zaneratto (3 goals) and Adriana Leal (5 goals) became very well-known during the tournament, as they were one of the strongest attack tridents. The positioning statistic for converted goals showed that 14 out of the 20 converted goals came from strikers, 5 from midfielders and 1 from defence.




## Formation: 1-4-4-2

GROUP PHASE	
09/07/22	BRAZIL 4 - 0 ARGENTINA
12/07/22	URUGUAY 0 - 3 BRAZIL
18/07/22	VENEZUELA 0 - 4 BRAZIL
21/07/22	BRAZIL 6 - 0 PERU
SEMIFINAL	
26/07/22	BRAZIL 2 - 0 PARAGUAY
FINAL	
30/07/22	COLOMBIA 0 - 1 BRAZIL



	#	First Name	Last Name	Club	Mins	Goals
GOALKEEPERS	1	LORENA	DA SILVA LEITE	GRÊMIO F.B.P.A	540	
	12	NATASCHA JENNIFER	HONEGGER	C.R DO FLAMENGO	-	
	22	LUCIANA MARIA	DIONOZIO	A. FERROVIÁRIA DE ESPORTES	-	
DEFENCE	2	LETICIA	SANTOS DE OLIVEIRA	EINTRACHT FRANKFURT	111	
	3	KATHELLEN	SOUZA FEITOZA	F.C. INTERNAZIONALE MILANO	199	
	4	RAFAELLE	LEONE CARVALHO SOUZA	ARSENAL FOOTBALL CLUB	408	
	6	TAMIRES CASSIA	DIAS DE BRITTO	S.C. CORINTHIANS PAULISTA	468	
	13	ANTONIA RONNYLEIDE	DA COSTA SILVA	LEVANTE U.D	368	
	15	TAINARA	DE SOUZA DA SILVA	F.C BAYERN MUNCHEN	340	
	20	FERNANDA	PALERMO LICEN	SÃO PAULO F.C	168	1
MIDFIELDERS	5	ADAILMA APARECIDA	DA SILVA DOS SANTOS	S.E PALMEIRAS	166	1
	8	ANGELINA	ALONSO COSTANTINO	O.L REIGN	346	
	10	MARIA EDUARDA	FRANCELINO DA SILVA	C.R DO FLAMENGO	217	1
	11	ADRIANA	LEAL DA SILVA	S.C CORINTHIANS P.	450	5
	14	MARIA EDUARDA	FERREIRA SAMPAIO	S.C INTERNACIONAL	154	1
	17	ARIADINA	ALVES BORGES	S.E PALMEIRAS	297	2
	21	KEROLIN	ISRAEL FERRAZ	NORTH CAROLINA COURAGE	417	
	21	LUANA	BERTOLUCCI PAIXÃO	PSG	147	
STRIKERS	7	GABRIELLE	JORDAO PORTILHO	S.C CORINTHIANS P.	151	
	9	DEBORA CRISTIANE	DE OLIVEIRA	NORTH CAROLINA COURAGE	350	5
	16	BEATRIZ	ZANERATTO JOÃO	S.E PALMEIRAS	416	3
	18	GEYSE	DA SILVA FERREIRA	F.C BARCELONA	117	1
	19	GIOVANA	QUEIROZ COSTA	LEVANTE U.D	91	





Average possession  
**60.06%**



Pass effectiveness  
**80.8%**



Shots per match  
**19.33%**



Shot effectiveness  
**37.1%**

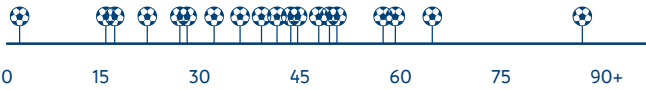


Average entries to the last third  
**65**

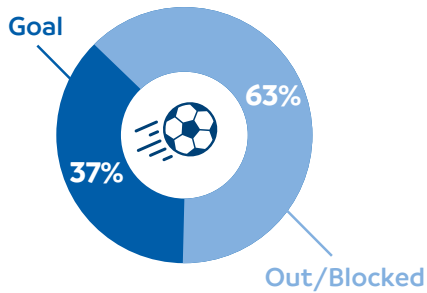


Average goals per match  
**3.33**

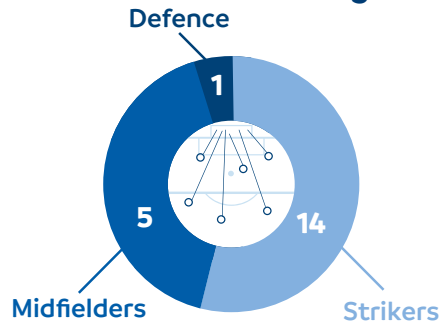
### Minutes the goals were converted



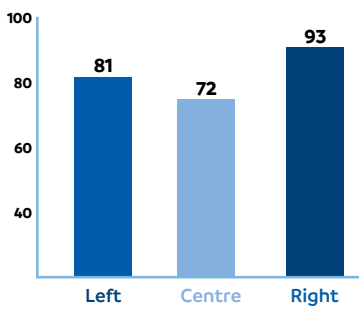
### Shot effectiveness



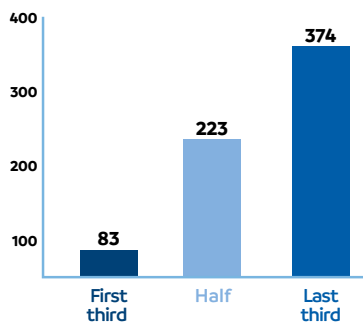
### Position of converted goals



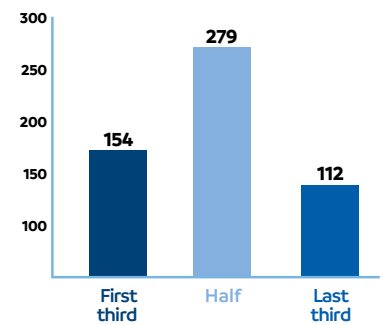
### Threat generation



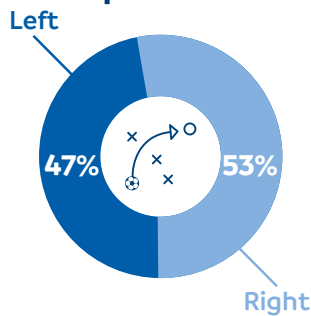
### Lost balls



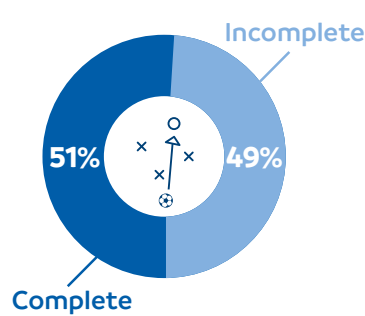
### Recoveries



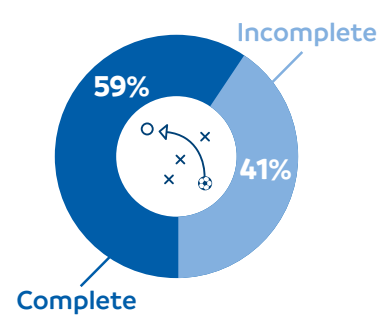
### Crosses per side



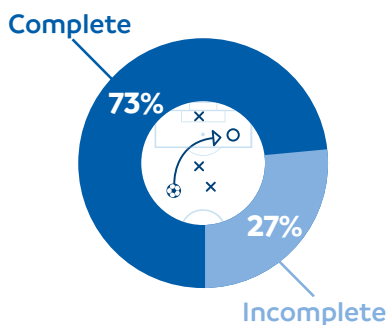
### Cross effectiveness



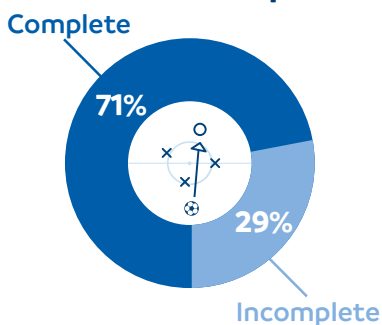
### Long pass effectiveness



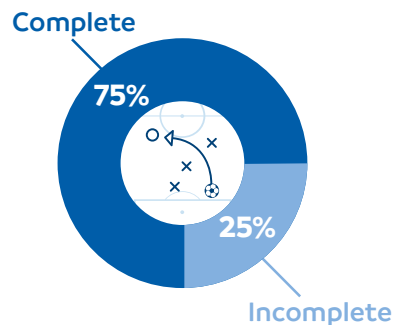
Pass effectiveness to the last third



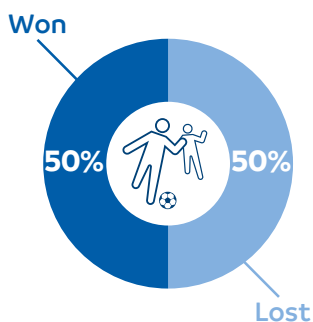
Pass effectiveness to the rival side of the pitch



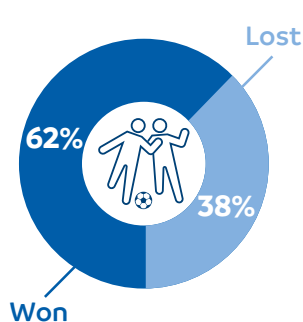
Progressive pass effectiveness



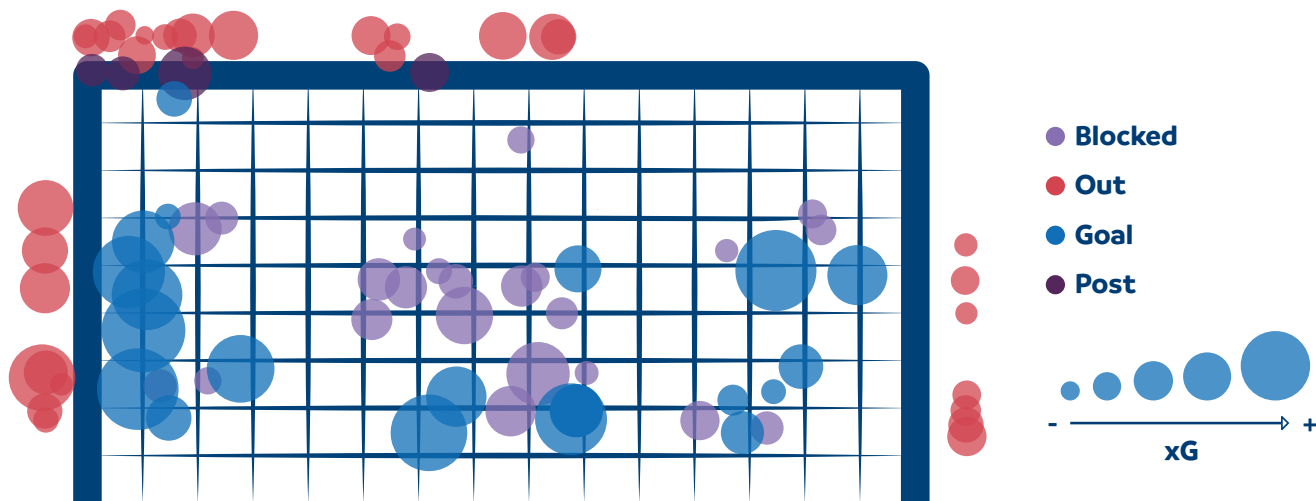
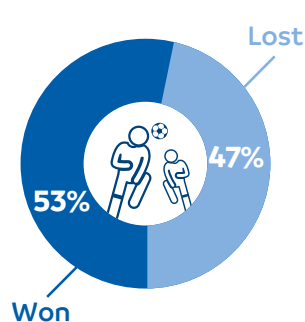
Duel Effectiveness



Defensive Duel Effectiveness



Air Duel Effectiveness




Goalscorers



11  
Adriana

5 goals



9  
Debinha

5 goals



5  
Duda Santos

3 goals



16  
B. Zaneratto

3 goals



17  
Ary Borges

2 goals



20  
Fernanda Palermo

1 goal



18  
Geyse Ferreira

1 goal



**José Letelier**

### GENERAL CHARACTERISTICS

The 1-4-3-3 formation was used the most for the matches played during the group phase. They also used the 1-4-1-4-1 as a variant, depending on the rival they had to face and if they wanted to make tactical changes during a match.

### DEFENSIVE CHARACTERISTICS AND PRESSURE

When defending using the 1-4-1-4-1 formation, the team sought to close spaces in the middle zone and would look for an immediate recovery of the ball. The team was characterized by its high pressing intensity. We can highlight Y. López's participation, with an average of 12.4 defensive duels (54% effectiveness).

When they were not successful pressing in their rival's high zone, they immediately spread towards mid-field, where they managed to have 210 recoveries during the entire tournament.

The goalkeeper Christiane Endler contributed to balancing the team's defense, registering 12 saves during the entire tournament.

### OFFENSIVE CHARACTERISTICS

In the offence, they kept their initial system, with a playing style in which ball possession was their way of controlling the game. The team managed to have 53.32% possession. They mainly carried out their attacks through the wings, with Zamora and Navarrete, (an average of 5.1 and 3.4 and a 47% and 40% effectiveness). These players exhibited a great dynamic, with constant changes in rhythm and duels won in the last third. Chile had a 72% effectiveness in completed progressive passes during their entire participation in the tournament.

The players who most generated threatening situations were Yessenia López, with a powerful shot, and on the other hand, Francisca Lara, who scored twice for her national team and achieved an average of 11 shots per match along with Karen Araya, the best player of the tournament when distributing the ball under pressure (38 actions), constantly assisting her strikers.

This time, Chile did not manage to get a direct slot to FIFA's Women's World Cup Australia-New Zealand 2023, but they did get a slot for the playoffs which will take place in February next year.




## Formation: 1-4-3-3

GROUP PHASE	
11/07/22	PARAGUAY 3 - 2 CHILE
14/07/22	CHILE 2 - 1 ECUADOR
17/07/22	CHILE 5 - 0 BOLIVIA
20/07/22	COLOMBIA 4 - 0 CHILE

5th PLACE	
24/07/22	CHILE 1 <sub>4</sub> - 2 <sub>1</sub> VENEZUELA

	#	First Name	Last Name	Club	Mins	Goals
GOALKEEPERS	1	CLAUDIA CHRISTIANE	ENDLER MUTINELLI	OLYMPIQUE DE LYON	450	
	12	NATALIA CAROLINA	CAMPOS FERNANDEZ	UNIVERSIDAD DE CHILE F.F.	-	
	23	ANTONIA IGNACIA	CANALES PACHECO	COLO COLO F.F.	-	
DEFENCE	3	CARLA VALENTINA	GUERRERO PUELLE	UNIVERSIDAD DE CHILE F.F.	220	
	5	FERNANDA ANDREA	RAMIREZ MELLADO	COLO COLO F.F.	163	
	14	DANIELA ANDREA	PARDO MORENO	SANTIAGO MORNING F.F.	144	1
	16	GERALDINE FRANCISCA	LEYTON LOPEZ	COLO COLO F.F.	142	
	17	JAVIERA PAZ	TORO IBARRA	SEVILLA	278	
	18	CAMILA ALEJANDRA	SAEZ OYANEDER	RAYO VALLECANO	450	1
MIDFIELDERS	2	VALENTINA ARLETTE	NAVARRETE ACUÑA	SANTIAGO MORNING F.F.	252	
	4	FRANCISCA ALEJANDRA	LARA LARA	VILLARREAL FC	321	2
	6	NAYADET ZULEMA	LOPEZ OPAZO	RCD ESPANYOL	197	
	8	KAREN ANDREA	ARAYA PONCE	SEVILLA	401	
	11	YESSENIA ANDREA	LOPEZ LOPEZ	UNIVERSIDAD DE CHILE F.F.	329	1
	20	YASTIN FABIOLA	JIMENEZ DONOSO	COLO COLO F.F.	109	
STRIKERS	7	YENNY ANDREA	ACUÑA BERRIOS	SANTIAGO MORNING F.F.	178	2
	9	MARIA JOSE	URRUTIA SANCHEZ	COLO COLO F.F.	109	
	10	YANARA KATHERINE	AEDO MUÑOZ	RAYO VALLECANO	86	
	13	JAVIERA MATILDE	GREZ VALENZUELA	COLO COLO F.F.	127	
	15	DANIELA PAZ	ZAMORA MANCILLA	UNIVERSIDAD DE CHILE F.F.	405	1
	19	MARIA JOSE ALONDRA	ROJAS PINO	SALSBURY INTER	90	
	21	ROSARIO FRANCISCA MARIA	BALMACEDA HOLLEY	SANTIAGO MORNING F.F.	360	
22	MARY YALENNY	VALENCIA RIASCOS	VALENCIA	45	1	

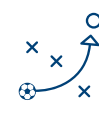




Minutes the goals were converted



Average possession  
**53.32%**



Pass effectiveness  
**77.7%**



Shots per match  
**12.6%**



Shot effectiveness  
**36.5%**

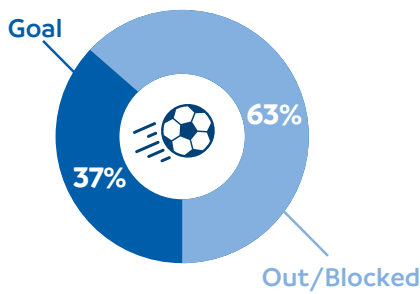


Average entries to the last third  
**37.5**

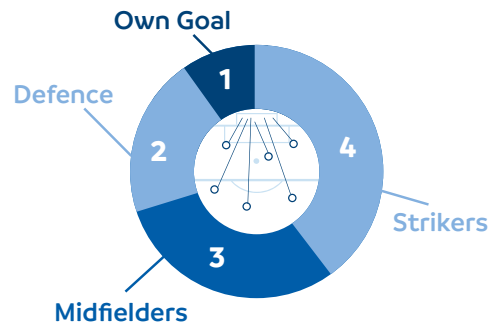


Average goals per match  
**2.0**

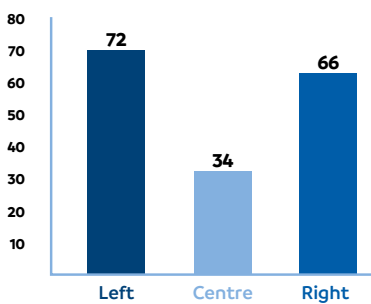
Shot effectiveness



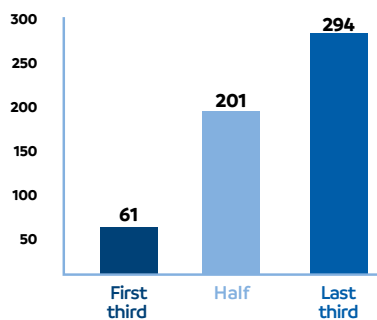
Position of converted goals



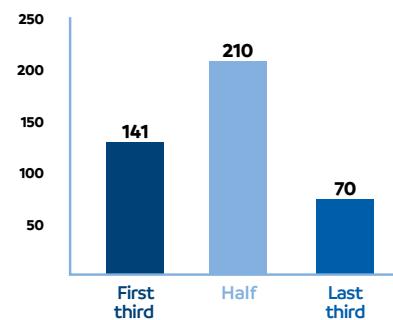
Threat generation



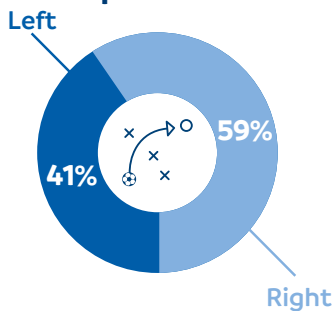
Lost balls



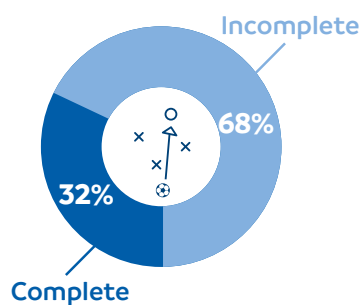
Recoveries



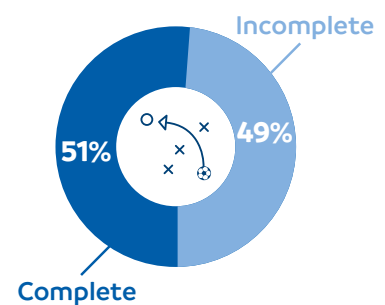
Crosses per side



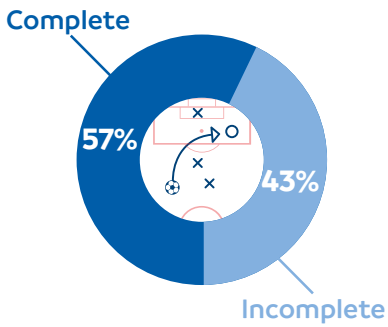
Cross effectiveness



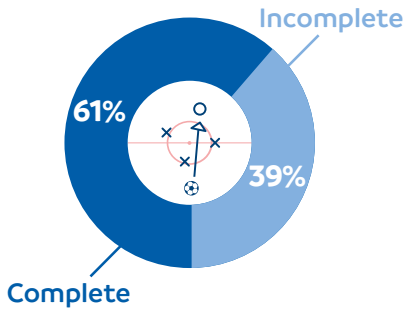
Long pass effectiveness



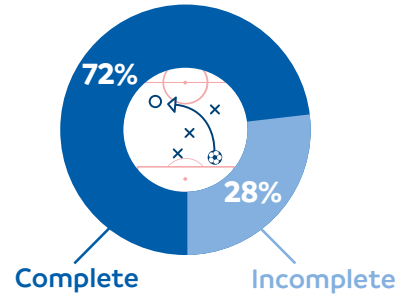
Pass effectiveness to the last third



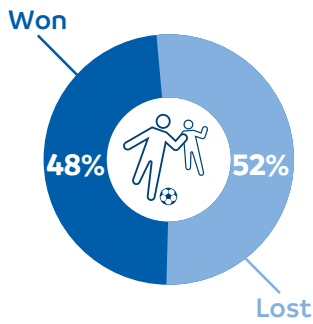
Pass effectiveness to the rival side of the pitch



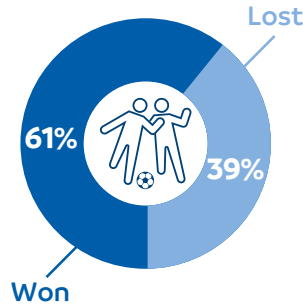
Progressive pass effectiveness



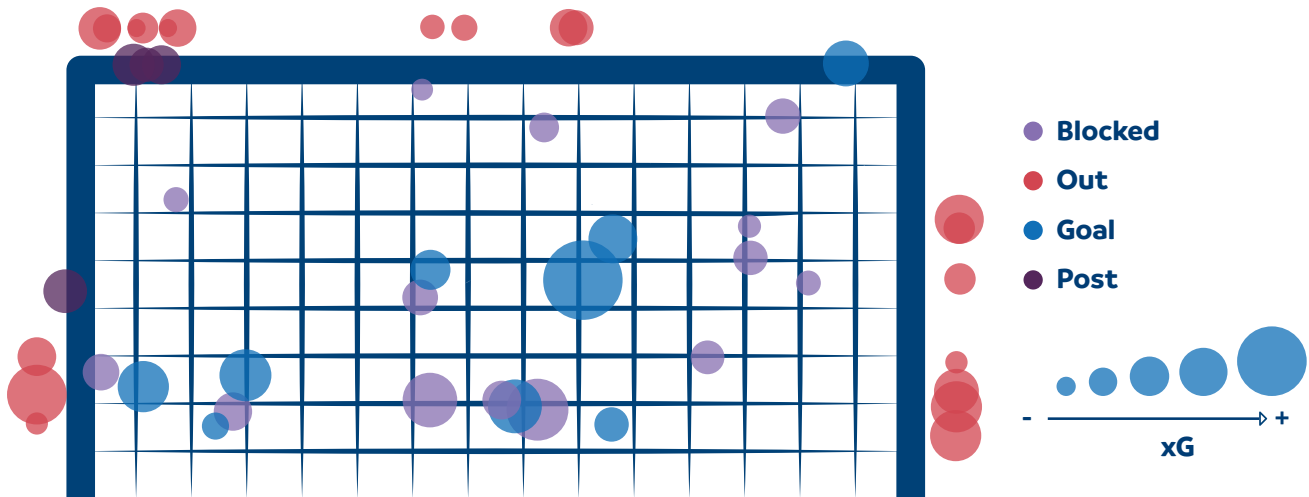
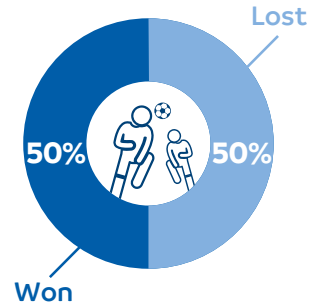
Duel Effectiveness



Defensive Duel Effectiveness



Air Duel Effectiveness



Goalscorers



F. Lara

2 goals



Y. Acuña

2 goals



C. Saez

1 goal



D. Pardo

1 goal



D. Zamora

1 goal



Y. López

1 goal



M. Valencia

1 goal



**Nelson Abadía**

### GENERAL CHARACTERISTICS

The team mainly opted to start with a 1-4-2-3-1 formation.

### DEFENSIVE CHARACTERISTICS AND PRESSURE

During this phase, Colombia stood out for a defensive strategy that prioritised controlling and protecting spaces instead of facing the rival with one-on-one marks. They positioned themselves in the medium high block, and started to work from there, both defensively as well as during defence-attack transitions. This strategy proved to be greatly effective, given that the team had the highest average in recoveries in the attacking third during group phase (on average 18 recoveries per match).

The team worked in compact lines, restructuring itself in a 1-4-4-2 formation, shifting and covering to close central lanes. Together with these tactical actions, the team also stood out for its players' great performance, which led the team to have one of the highest percentages in defensive duel effectiveness (64% won).

Their midfield was led by their captain, Daniela Montoya, who rapidly reorganized her team in attack-defence transitions, allowing for quick and effective recoveries, mainly in the central areas. Their pressing intensity was impressive, allowing only an average of 6 rival passes per defensive action. Manuela Venegas and Daniela Arias stood out as the best in possession recovery in the whole competition. They were both decisive when controlling the aerial game as well as passes behind the defensive line.

In addition, with goalkeeper C. Pérez's confident participation blocking challenging shots and covering the defensive line, the numbers show the effectiveness of the team's defensive system after only receiving 4 goals against during the entire tournament.

### OFFENSIVE CHARACTERISTICS

This national team stood out for having almost 80% of pass effectiveness. The attacking system had variants that depended on where the action began.

Every time they started a play in the first third, they tended to choose long passes that started at the back, towards the centre lane or wings. They sought direct attacks, leaning on their midfielders' and strikers' speed.

Their aerial game and duels were to note at the last third, especially their left-wing player Manuela Venegas (top 10 in progressive passes during the group phase) and set plays. L. Santos also stood out for her passes towards the rival zone (best players of the tournament in passes under pressure). These players usually counted on the presence of their striker, Ramírez in the attack zone.

In counterattack or quick attack situations, the team chose to strike mostly from the centre lane, with a short play, with passing combinations among Usme, Caicedo and Santos. These actions are what made the Colombian team the most



## Sistema de juego: 1-4-4-2

GROUP PHASE	
08/07/22	COLOMBIA 4 - 2 PARAGUAY
11/07/22	BOLIVIA 0 - 3 COLOMBIA
17/07/22	ECUADOR 1 - 2 COLOMBIA
20/07/22	COLOMBIA 4 - 0 CHILE
SEMIFINAL	
25/07/22	COLOMBIA 1 - 0 ARGENTINA
FINAL	
30/07/22	COLOMBIA 0 - 1 BRAZIL



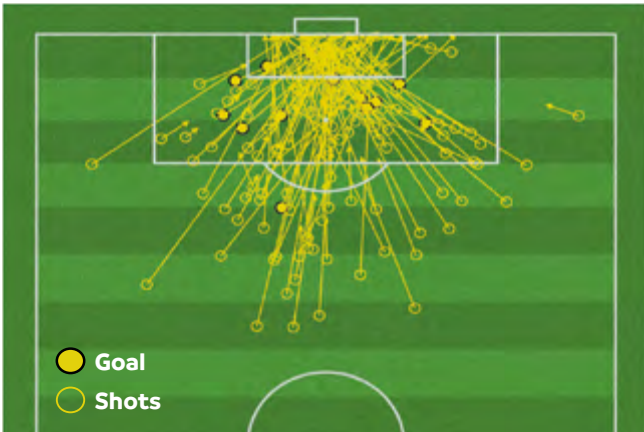
effective regarding progressive and in depth passes during the first phase (81% and 41%).

It is important to note that Colombia demonstrated that it has a balanced team, with 8 of its players scoring goals. Its defence scored 4 goals, their midfielders scored 5, and their strikers

scored 5 of the 14 goals scored during the tournament. This balance was also observed in the great variety of goal situations: 7 goals were positional attacks, 3 were counterattacks and 3 came from dead balls (1 own goal). With an average of 2.33 goals per match, it was the second-best team in goals scored during the tournament.

	#	First Name	Last Name	Club	Mins	Goals
GOALKEEPERS	1	CATALINA	PEREZ JARAMILLO	REAL BETIS	540	
	12	SANDRA MILENA	SEPULVEDA LOPERA	HAPOEL MARMOREK REHOVOT FC	-	
	13	NATALIA	GIRALDO ALZATE	AMERICA DE CALI	-	
DEFENCE	2	MANUELA	VANEGAS CATAÑO	REAL SOCIEDAD	540	2
	3	DANIELA ALEXANDRA	ARIAS ROJAS	PACHUCA	540	2
	14	ANGELA DANIELA	BARON	D'FEETERS KICKSOCCER CLUB	-	
	17	CAROLINA	ARIAS VIDAL	DEPORTIVO CALI	7	
	19	JORELYN DANIELA	CARABALI MARTINEZ	DEPORTIVO CALI	540	
	22	DANIELA	CARACAS GONZALEZ	RCD ESPANYOL	107	
MIDFIELDERS	4	DIANA CAROLINA	OSPINA GARCIA	AMERICA DE CALI	214	
	5	LORENA	BEDOYA DURANGO	ATLETICO NACIONAL	413	
	6	DANIELA	MONTOYA QUIROZ	JUNIOR	413	2
	8	ANGIE YULIETH	CASTAÑEDA VANEGAS	CF FEMENINO CACERES	1	
	11	MARIA CATALINA	USME PINEDA	AMERICA DE CALI	538	1
	10	LEICY MARIA	SANTOS HERRERA	ATLETICO MADRID	527	1
	18	LINDA LIZETH	CAICEDO ALEGRIA	DEPORTIVO CALI	508	2
	16	GABRIELA	RODRIGUEZ SALAZAR	AMERICA DE CALI	17	
	20	MONICA	RAMOS SANTANA	GREMIO FOOT-BALL PORTO ALEGRENSE	437	
	21	LIANA MILENA	SALAZAR VERGARA	SC CORINTHIANS (SP)	184	1
STRIKERS	7	GISELA	ROBLEDO GIL	UDG TENERIFE	44	
	9	MAYRA TATIANA	RAMIREZ RAMIREZ	SPORTING HUELVA	352	2
	15	TATIANA	ARIZA DIAZ	DEPORTIVO CALI	16	
	23	ELEXA MARIE	BAHR	RACING SANTANDER	21	





### Minutes the goals were converted



Average possession  
**53.46%**



Pass effectiveness  
**79.5%**



Shots per match  
**17.33%**



Shot effectiveness  
**42.3%**

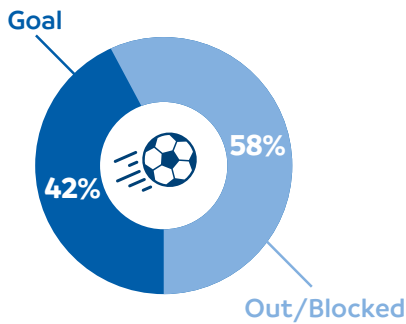


Average entries to the last third  
**58.6**

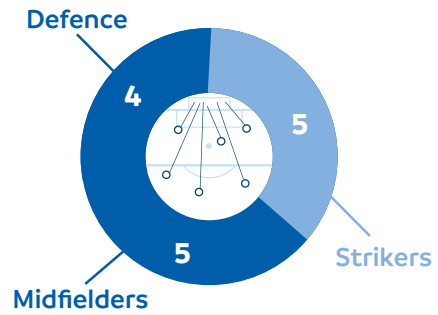


Average goals per match  
**2.33**

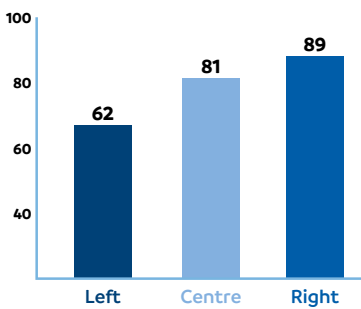
### Shot effectiveness



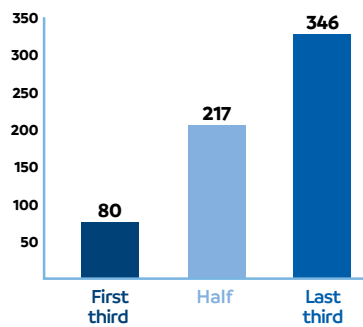
### Position of converted goals



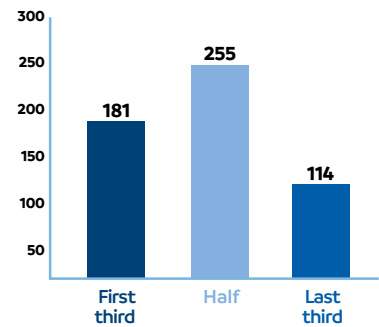
### Threat generation



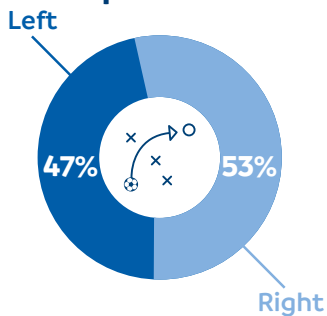
### Lost balls



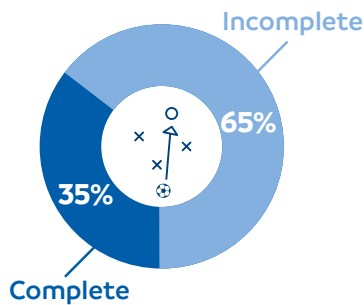
### Recoveries



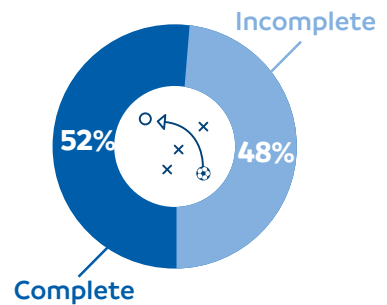
### Crosses per side



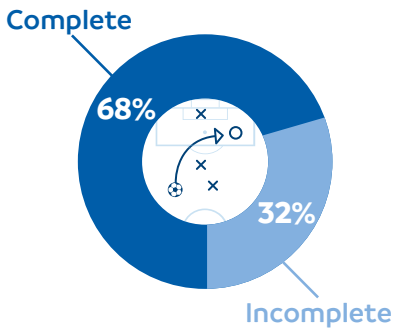
### Cross effectiveness



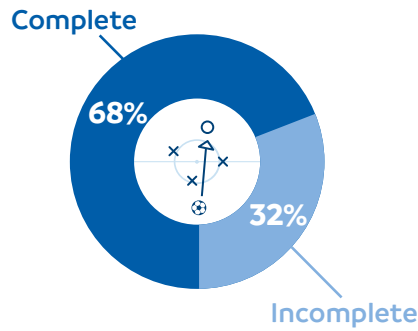
### Long pass effectiveness



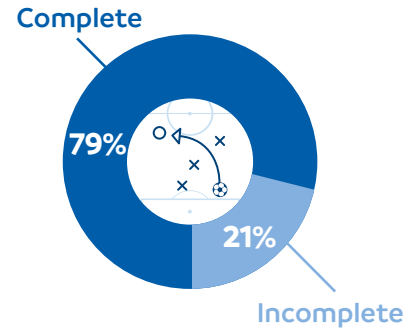
Pass effectiveness to the last third



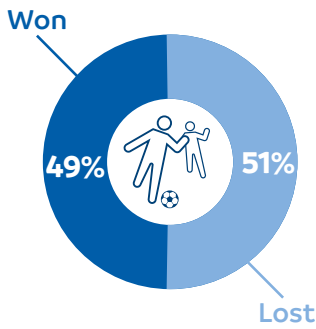
Pass effectiveness to the rival side of the pitch



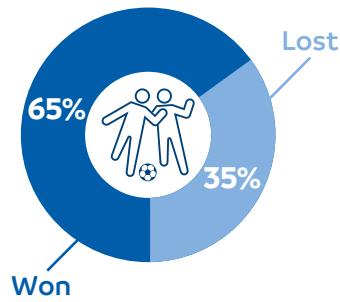
Progressive pass effectiveness



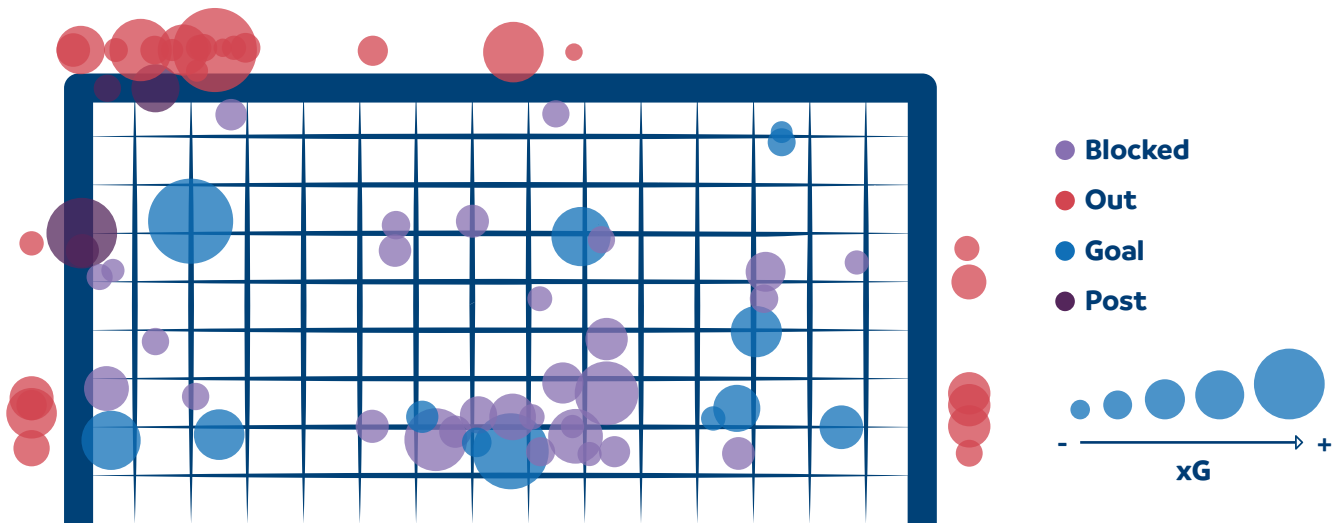
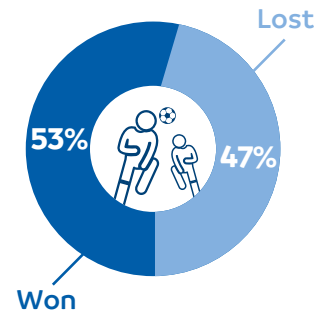
Duel Effectiveness



Defensive Duel Effectiveness




Air Duel Effectiveness



Goalscorers

9	6	2	3	18	11	10	21
M. Ramírez	D. Montoya	M. Vanegas	D. Arias	L. Caicedo	Catalina Usme	L. Santos	L. Salazar
⚽ 2 goals	⚽ 2 goals	⚽ 2 goals	⚽ 2 goals	⚽ 2 goals	⚽ 1 goal	⚽ 1 goal	⚽ 1 goal



### GENERAL CHARACTERISTICS

The Ecuadorian national team opted mostly for the 1-4-1-4-1 and 1-4-3-3 formations, depending on the match.

### DEFENSIVE CHARACTERISTICS AND PRESSURE

When pressing, the team positioned itself in the lower medium block, managing 171 recoveries in the first third (50% of total recoveries), and was able to quickly start a new build up play towards the rival goal. On another hand, it also applied high pressure when it needed to. Players like Erika Garcia, top 5 in ball possession recoveries in the tournament, and L. Moreira, stood out with regards to interceptions and recoveries (6,2 and 11,34 average per match). Both players were highly important when applying this strategy.

It applied another variant during their match against Chile, placing a line of 5 and leaving Bolaños in front, in the attacking third, in order to seize offensive transitions or counterattacks.

Their retreat was intensive and quick, mainly through the wings, where Charcopa and Real, two quick and strong players when it comes to guarding and recovering the ball, were present.

It must be noted that goalkeeper Cabe Andrea Vera was a key player for her team. She saved 20 shots in the 4 matches Ecuador played, with an average of 5 significant saves per match.

### OFFENSIVE CHARACTERISTICS

Ecuador constantly alternated between a direct attack and ball possession in the build up play. Players like Martina Aguirre (2 goals), Karen Flores (4,7 recoveries per match) and Bolaños (an average of 2.8 shots to the goal, top 10 in the tournament) exhibited great coordination in their offensive movements in the last third, which can be observed in the team's 11.5 shots per match average.

Perhaps they were not as precise in their finishing, but their attack was feared by their rivals, particularly when Bolaños was playing (2 goals and 2 assistances). She was always prepared for counterattacks, exhibiting her speed and strength.

They almost passed the phase group, with tight results like their 2-1 against Chile, Colombia, and Paraguay.

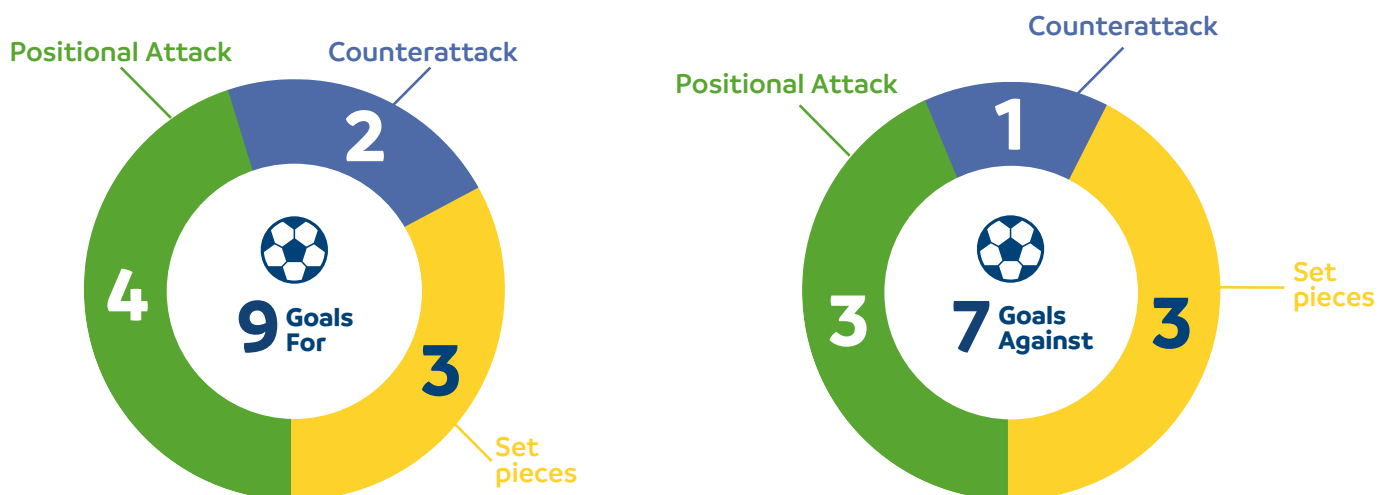
Ecuador was the second youngest team in the tournament, with an age average of 23, and we are excited to see them advance on the necessary technical work to accelerate their development and growth.




## Sistema de juego: 1-4-1-4-1

GROUP PHASE	
08/07/22	BOLIVIA 1 - 6 ECUADOR
14/07/22	CHILE 2 - 1 ECUADOR
17/07/22	ECUADOR 1 - 2 COLOMBIA
20/07/22	ECUADOR 1 - 2 PARAGUAY

#	First Name	Last Name	Club	Mins	Goals
<b>GOALKEEPERS</b>					
1	ANDREA CAROLINA	VERA CORAL	ÑAÑAS	-	
12	ANDREA ESTEFANIA	MORAN QUIÑONEZ	INDEPENDIENTE DEL VALLE	360	
22	ASHLEY IVANNA	MACIAS TACURI	LEONES DEL NORTE	-	
<b>DEFENCE</b>					
2	SUANY ABIGAIL	FAJARDO BUSTAMANTE	BARCELONA S.C.	193	
3	ARIANA BETZABE	LOMAS POLO	INDEPENDIENTE DEL VALLE	-	
5	ERIKA ELIZABETH	GRACIA MINOTA	INDEPENDIENTE DEL VALLE	360	
6	MANOLY JOSE	BAQUERIZO CORDOVA	CACEREÑO	47	
14	DANNA MELISSA	PESANTEZ CARMONA	CARNERAS UPS FUTBOL	358	1
16	LIGIA ELENA	MOREIRA BURGOS	CORDOBA CF	246	
19	KERLY LIZETH	REAL CARRANZA	VALENCIA CF	360	1
<b>MIDFIELDERS</b>					
4	STEFANY DARIANA	CEDEÑO FAJARDO	BARCELONA S.C.	315	
8	MARTHINA SIMONNE	AGUIRRE ALARCON	HIGH POINT UNIVERSITY	205	2
11	AMBAR GILLIANS	TORRES LAZ	ÑAÑAS	174	
17	JOSELYN STEFANIA	ESPINALES CABRERA	L.D.U. QUITO	70	1
18	MARIA BELEN	ARAGON LEYTON	L.D.U. QUITO	45	
21	GIANNINA MARIA	LATTANZIO FLORES	CITTADELLA WOMEN	119	1
23	JAEI CAROLINA	MONTALVO GUZMAN	L.D.U. QUITO	-	
<b>STRIKERS</b>					
7	EMILY ROSA	ARIAS ESPINALES	INDEPENDIENTE DEL VALLE	60	
9	NAYELY NAHOMI	BOLAÑOS VERA	INDEPENDIENTE DEL VALLE	368	2
10	KAREN VALERIA	FLORES ESTRELLA	CALIFORNIA STATE UNIVERSITY	312	
13	NICOLE KAREN	CHARCOPA SEVILLANO	INDEPENDIENTE DEL VALLE	272	1
15	GLADYS ISABEL	TRUJILLO LOPEZ	L.D.U. QUITO	5	
20	JIMENA MAYERLI	ZAMBRANO PORTILLA	L.D.U. QUITO	3	





Minutes the goals were converted



Average possession  
**49.50%**



Pass effectiveness  
**71.23%**



Shots per match  
**11.5%**



Shot effectiveness  
**41.3%**

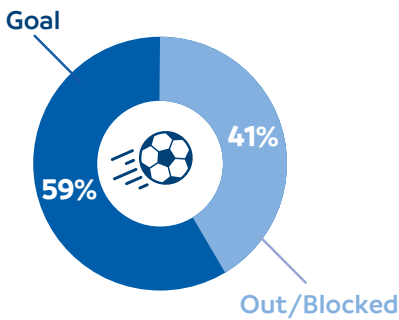


Average entries to the last third  
**46.5**

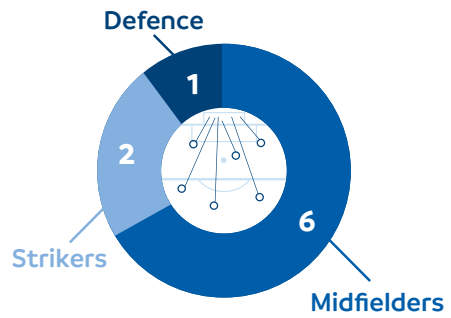


Average goals per match  
**2.25**

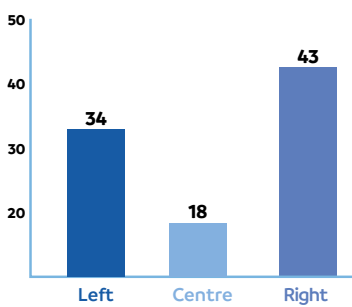
Shot effectiveness



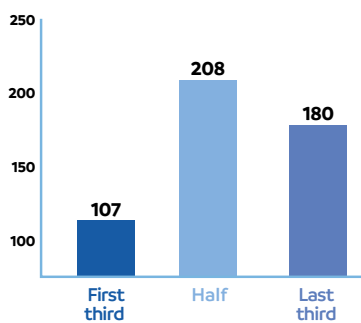
Position of converted goals



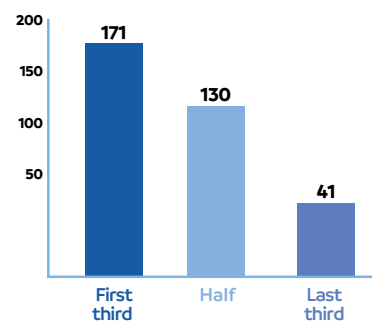
Threat generation



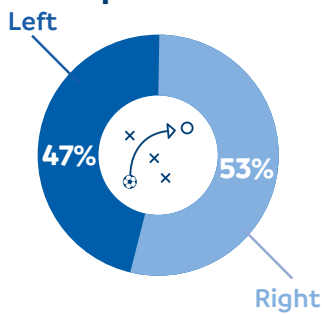
Lost balls



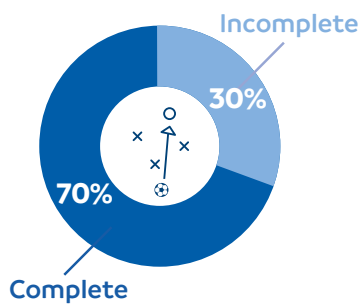
Recoveries



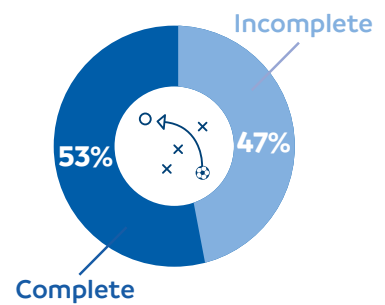
Crosses per side



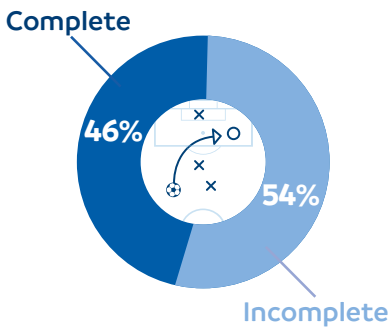
Cross effectiveness



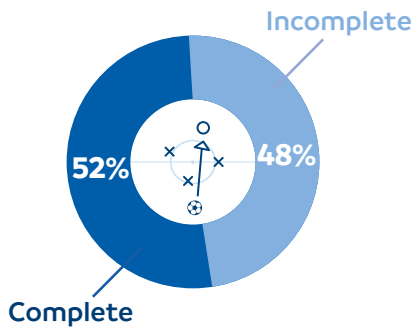
Long pass effectiveness



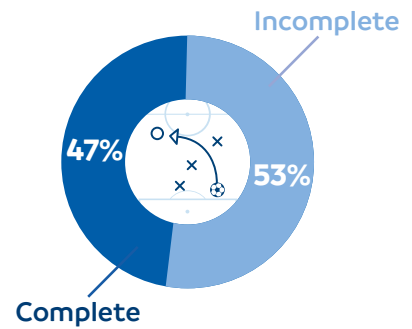
Pass effectiveness to the last third



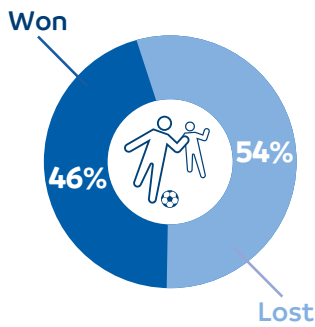
Pass effectiveness to the rival side of the pitch



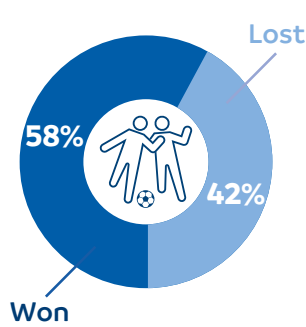
Progressive pass effectiveness



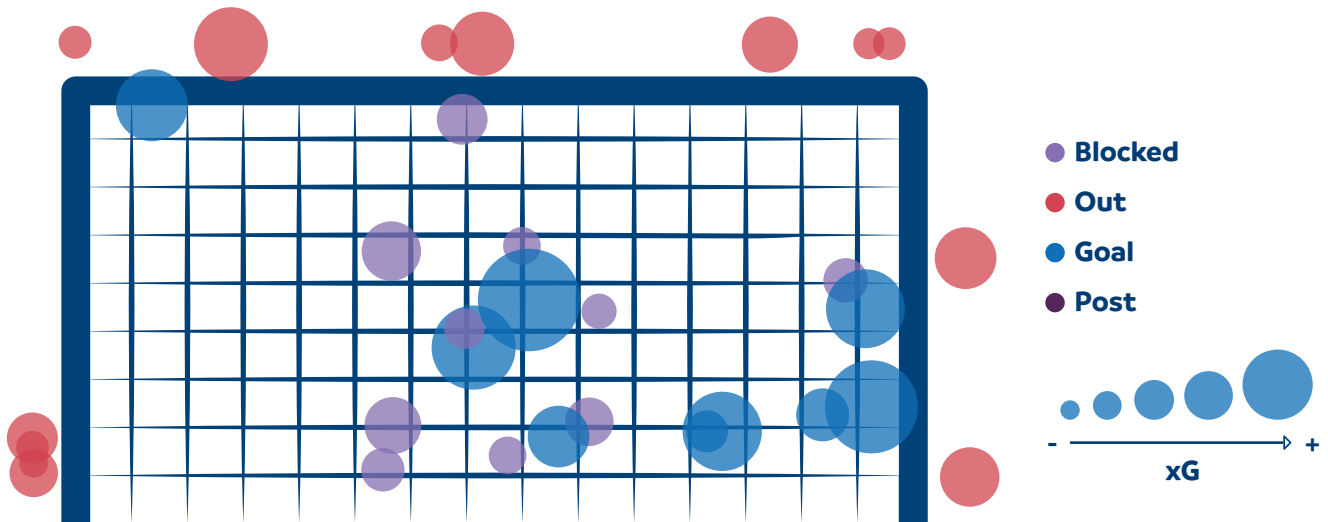
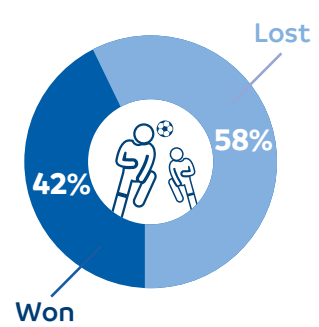
Duel Effectiveness



Defensive Duel Effectiveness



Air Duel Effectiveness



Goalscorers



N. Bolaños

2 goals




M. Aguirre

2 goals



G. Lattancio

1 goal




J. Espinales

1 goal



D. Pesantez

1 goal



Nicole Charcopa

1 goal



Kerlly Real

1 goal



**Marcello Maria Frigério**

### GENERAL CHARACTERISTICS

Paraguay opted mostly for a 1-4-4-2 formation during the first phase. It alternated with a 1-4-5-1 formation when it wanted to gain numeric superiority in their attack.

### DEFENSIVE CHARACTERISTICS AND PRESSURE

Characterised by their intense attack, always applying a 2 vs 1 to recover the ball, one-on-one guarding, and pressing in the middle zone were their main playing patterns during the tournament. This marked the Paraguayan team as the best in recoveries (with an 88.6 average per match) during the group phase.

In the middle zone, Godoy and Sandoval stood out as the best of the tournament in defensive pressure (34 and 36 per match), preventing their rivals from progressing. Likewise, Fretes and Arrieta (highlighted as the best player in defensive duels in the group phase, with 15.11 per match) broke all entry attempts through the side lanes.

The team stood out for fiercely and strongly countering their rival's attacks.

### OFFENSIVE CHARACTERISTICS

In their offense, Paraguay combined their game with quick defence-attack transitions, direct play, creation, and counterattack, depending on what the rival presented.

Their ball control under pressure and numeric superiority when attacking, generated defensive imbalances in their rivals and allowed them to reach their goals with more confidence. This explains the 14.3 shot rate per match average during the tournament's first phase.

Jessica Martínez, one of their more experienced players (3 goals and 3 assistances), and Fabiola Sandoval were very present in the end zone. Together with Rebeca Fernández (who stood out in depth attacks during the group phase), they had a 46,33 average in entries in the last third during the entire tournament.



## Formation: 1-4-4-2

### GROUP PHASE

08/07/22	COLOMBIA 4 - 2 PARAGUAY
11/07/22	PARAGUAY 3 - 2 CHILE
14/07/22	PARAGUAY 2 - 0 BOLIVIA
20/07/22	ECUADOR 1 - 2 PARAGUAY

### SEMIFINAL

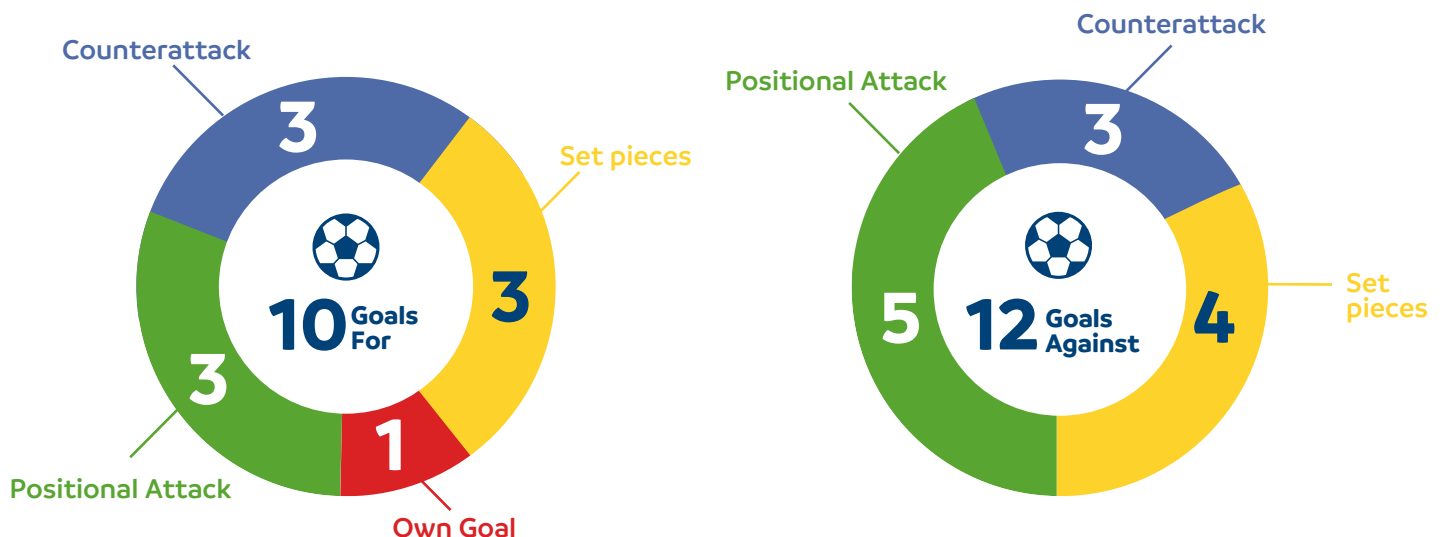
26/07/22	BRAZIL 2 - 0 PARAGUAY
----------	-----------------------


### 3rd PLACE

29/07/22	ARGENTINA 3 - 1 PARAGUAY
----------	--------------------------



#	First Name	Last Name	Club	Mins	Goals	
GOALKEEPERS	1	CRISTINA ELIZABETH	RECALDE CABAÑAS	C D JUAN GRANDE	-	
	12	ALICIA NOEMI	BOBADILLA AGUILERA	SAN LORENZO DE A.	540	
	22	GLORIA STEFANI	SALEB LOPEZ	OLIMPIA	-	
DEFENCE	2	LIMPIA CONCEPCION	FRETES CACERES	SPORTIVO LIMPEÑO	450	
	3	LORENA BEATRIZ	ALONSO ORTIZ	MILLONARIOS	6	
	4	DAYSY MARIA JESUS	BAREIRO MARTINEZ	C D JUAN GRANDE	298	
	5	HILDA VERONICA	RIVEROS IZQUIERDO	SAO JOSE	535	
	14	TANIA RAQUEL	RISO AYALA	SE AEM	-	
	18	CAMILA BELEN	ARRIETA GOMEZ	A. ESPORTIVA KINDERMANN	292	
	21	MARIA AUXILIADORA	MARTINEZ VECCA	SPORTIVO LIMPEÑO	515	
MIDFIELDERS	6	DULCE MARIA	QUINTANA GIMENEZ	SECCIO ESPORTIVA AEM	465	
	7	CELSA FABIOLA	SANDOVAL BARRIENTOS	KINDERMANN AVAI	424	1
	8	ROSA MISTICA	MIÑO MARTINEZ	OURIENSE	40	
	9	LICE FABIANA	CHAMORRO GOMEZ	DEPORTIVO ALAVES	237	1
	11	FANY MABEL	GAUTO CABALLERO	FERROVIARIA FUTEBOL S/A.	267	1
	13	GRACIELA ESMILCE	MARTINEZ ESQUIVEL	VASCO DA GAMA	1	
	15	FANNY PAOLA	GODOY DUARTE	C D JUAN GRANDE	454	
	16	RAMONA YGNACIA	MARTINEZ	SPORTIVO LIMPEÑO	447	1
STRIKERS	20	LOURDES ADRIANA	GONZALEZ OLIVEIRA	CERRO PORTEÑO	29	
	10	JESSICA DAHIANA	MARTINEZ VILLAGRA	SEVILLA	450	3
	17	GLORIA ESTHER	VILLAMAYOR JARA	LIBRE	8	
	19	REBECA MELISSA	FERNANDEZ VALIENTE	UNIVERSIDAD DE CHILE F.F.	402	2
23	FATIMA	ACOSTA LEIVA	RESISTENCIA	62		





### Minutes the goals were converted



Average possession  
**45.14%**



Pass effectiveness  
**71.3%**



Shots per match  
**12.33%**



Shot effectiveness  
**40.6%**

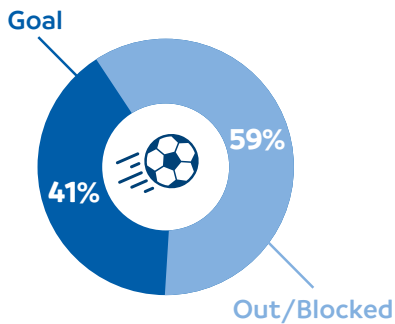


Average entries to the last third  
**46.33**

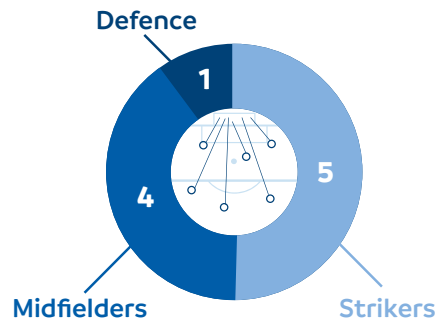


Average goals per match  
**1.67**

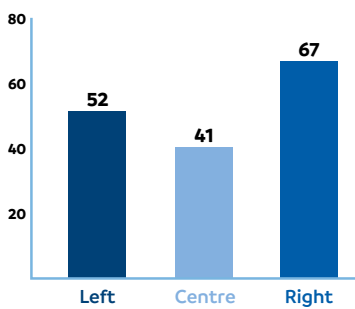
### Shot effectiveness



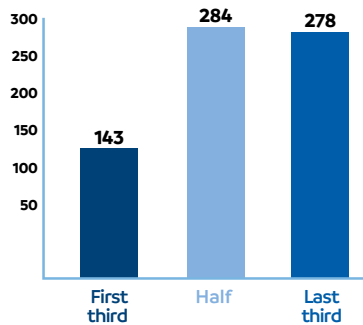
### Position of converted goals



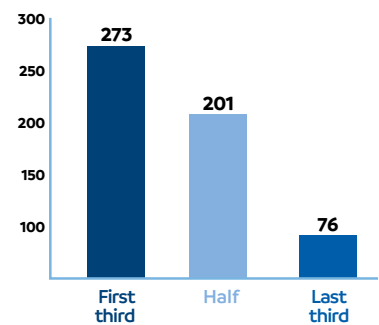
### Threat generation



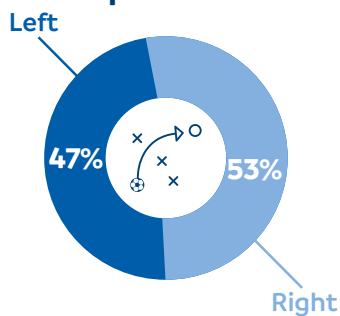
### Lost balls



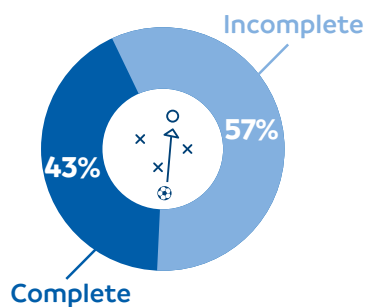
### Recoveries



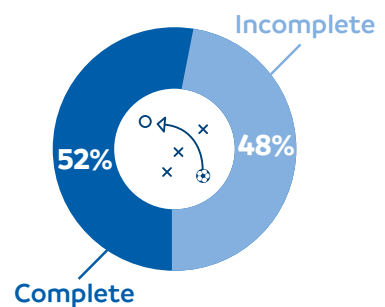
### Crosses per side



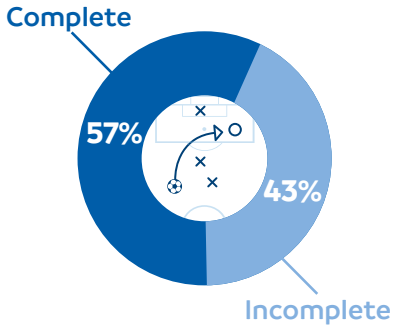
### Cross effectiveness



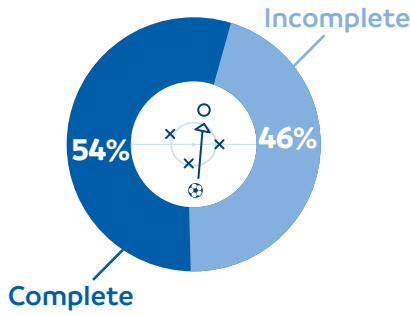
### Long pass effectiveness



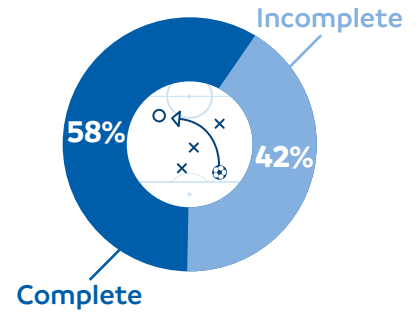
**Pass effectiveness to the last third**



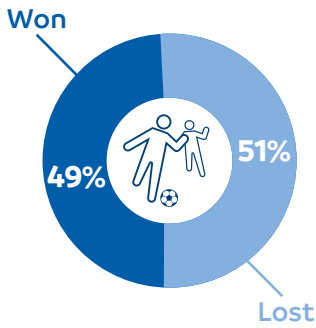
**Pass effectiveness to the rival side of the pitch**



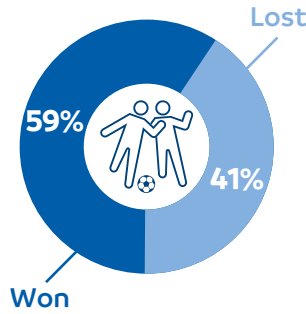
**Progressive pass effectiveness**



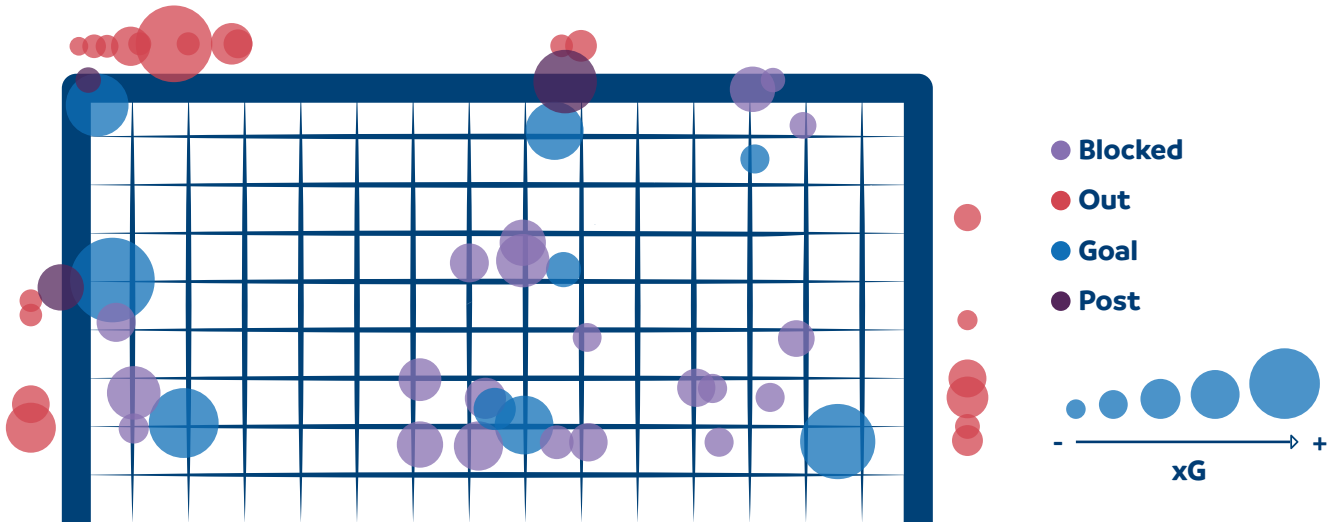
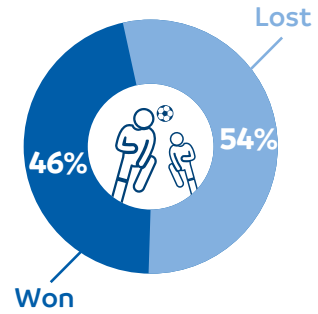
**Duel Effectiveness**




**Defensive Duel Effectiveness**



**Air Duel Effectiveness**



**Goalscorers**



10

J. Martínez

3 goals



19

R. Fernández

2 goals



11

F. Gauto


1 goal



7

F. Sandoval


1 goal



16

R. Martínez

1 goal



9

L. Chamorro

1 goal



**Conrad Flores**

### GENERAL CHARACTERISTICS

The Peruvian team mostly opted for a 1-4-2-3-1 formation during their entire participation.


### DEFENSIVE CHARACTERISTICS AND PRESSURE

Defensively, Peru managed to keep its rivals from scoring during almost the entire first half of their matches. They concentrated to close spaces, applying a mixed defence mainly in the middle zone, with a 46.3 interceptions average, one of the best records during the first phase. Depending on the rival they had to face, they also played in a 1-5-4-1 formation, so as to close interior lanes. Pressing in the higher zone was not observed during their matches. Most of their encounters happened in the first third with 53% of the recoveries taking place in the initial zone. Scarleth Flores's experience, together with B. Llamoca, were key for their defensive system. Both stood out in possession recoveries (with an average of 6.3 and 7.0 per match).

It is also important to note the goalkeeper Maryory Sánchez's contribution, seeing as she managed to have 20 important saves in the 4 matches they played.

### OFFENSIVE CHARACTERISTICS

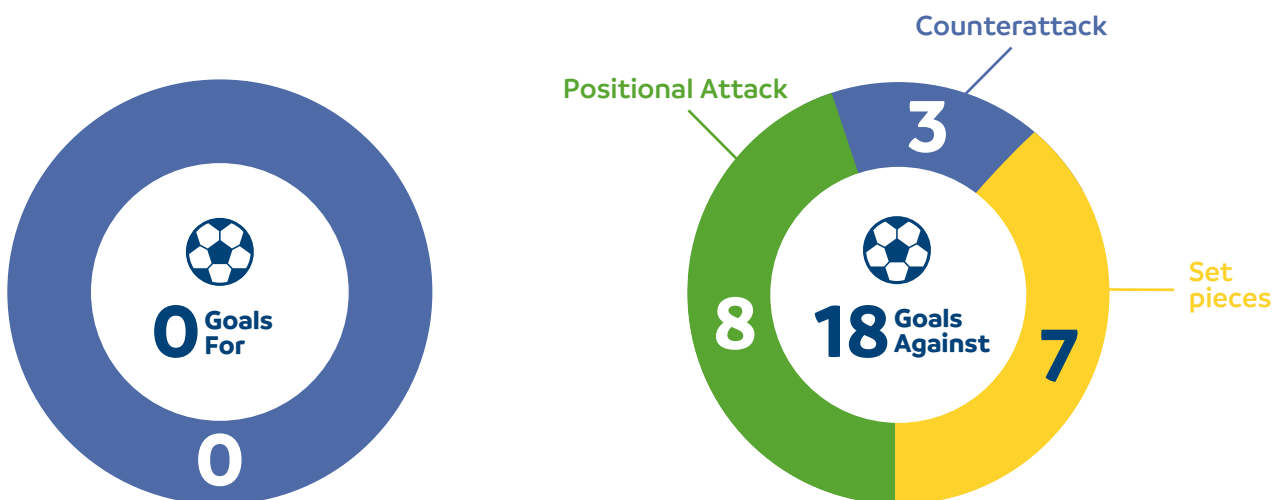
Peru's main attack strategy were counterattack and direct play. Mainly looking for Nuñez, the player with the best averages in offensive duels and recoveries (15.7 and 6.1 per match). Despite the fact that Peru did not display an associative game, they managed to obtain a 68% pass effectiveness during the tournament.




## Sistema de juego: 1-4-2-3-1

GROUP PHASE	
12/07/22	ARGENTINA 0 - 4 PERU
15/07/22	PERU 0 - 2 VENEZUELA
18/07/22	PERU 0 - 6 URUGUAY
21/07/22	BRAZIL 6 - 0 PERU

	N°	Name	Last Name	Club	Mins	Goals
GOALKEEPERS	1	SILVANA	ALFARO SINOBAD	RACING CLUB	-	
	12	MARYORY ESTEFANNY	SANCHEZ PANIBRA	MILLONARIOS	360	
	21	MIA KATHRINE	SHALIT KAHN	SACRAMENTO UNIVERSITY	-	
DEFENCE	2	STEPHANNIE ETHIEL	VASQUEZ CORONEL	UNIVERSITARIO DE DEPORTES	61	
	3	GRACE KELLY	CAGNINA BERENGUEL	LONG ISLAND UNIVERSITY	263	
	4	BRAELYNN LADY	LLAMOCA MONTENEGRO	UC RIVERSIDE	360	
	13	YOSELIN ROSA	MIRANDA PUN	ALIANZA LIMA	81	
	14	SCARLETH MERRYL	FLORES LOZANO	UNIVERSITARIO DE DEPORTES	360	
	17	FABIOLA JOHANA	HERRERA ZEGARRA	UNIVERSITARIO DE DEPORTES	164	
MIDFIELDERS	5	TERESA MARGARET	WOWK EZETA	KENNESAW STATE UNIVERSITY	3	
	6	CLAUDIA NICOLE	CAGNINA BERENGUEL	SANDVIKENS IF	299	
	7	GLADYS	DORADOR INGA	ALIANZA LIMA	114	
	8	ARIANA FRANCESCA	MUÑOZ CORREGIDOR	NORTH FLORIDA UNIVERSITY	292	
	10	SANDRA LIZBETH	AREVALO HINOSTROZA	ALIANZA LIMA	280	
	15	EMILY LUZ	FLORES CASTEL	UNIVERSIDAD CESAR VALLEJO	85	
	20	CLAUDIA	DOMINGUEZ MONTES	ATLETICO DE MADRID	15	
	22	CINDY MAGALI	NOVOA DIAZ	UNIVERSITARIO DE DEPORTES	52	
STRIKERS	9	ALEXANDRA AMALIA	KIMBALL SUAREZ	LIBRE	196	
	11	XIOZANA MILAGROS	CANALES PORRAS	UNIVERSITARIO DE DEPORTES	215	
	16	LILIANA	NEYRA VENEGAS	ALIANZA LIMA	181	
	18	PIERINA NICOLL	NUÑEZ CORDERO	REAL BETIS BALOMPIE	222	
	19	GRETNA NAHOMI	MARTINEZ FLORES	UNIVERSITARIO DE DEPORTES	265	
	23	STEFFANI ETHEL	OTINIANO TORRES	ALIANZA LIMA	-	





Minutes the goals were converted

0 15 30 45 60 75 90+



Average possession  
**42.9%**



Pass effectiveness  
**68%**



Shots per match  
**7.25%**



Shot effectiveness  
**37.9%**

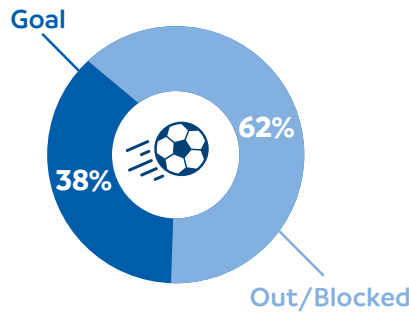


Average entries to the last third  
**42.5**

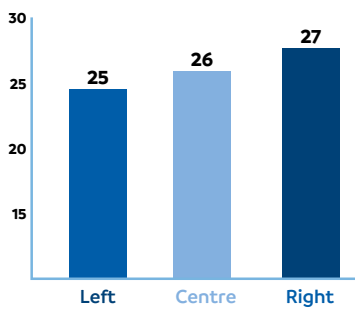


Average goals per match  
**0**

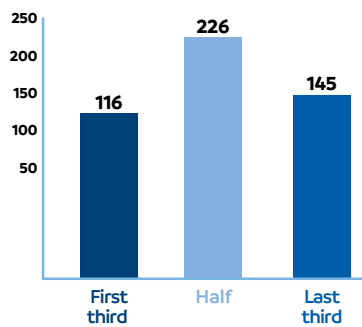
Shot effectiveness



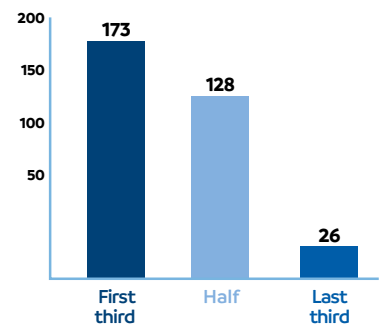
Threat generation



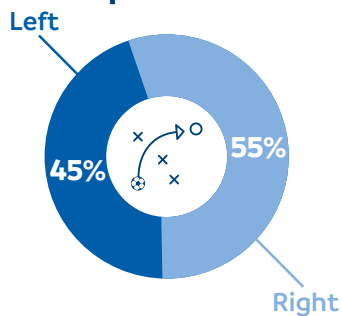
Lost balls



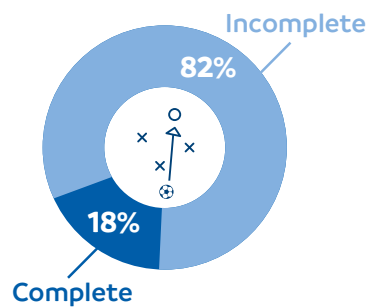
Recoveries



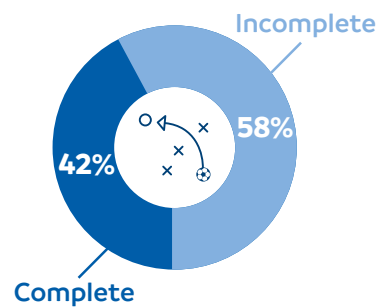
Centres per lane



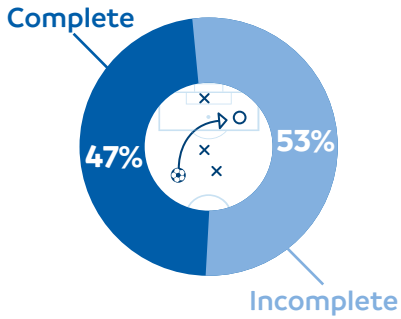
Centre effectiveness



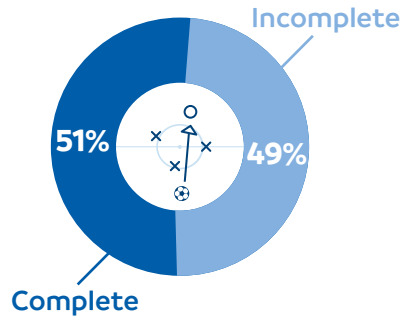
Long pass effectiveness



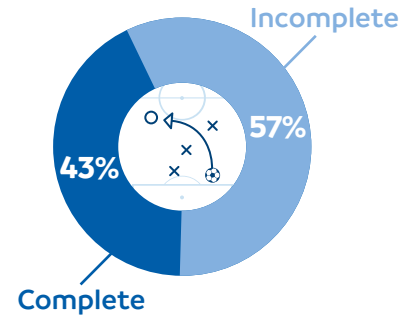
**Pass effectiveness to the last third**



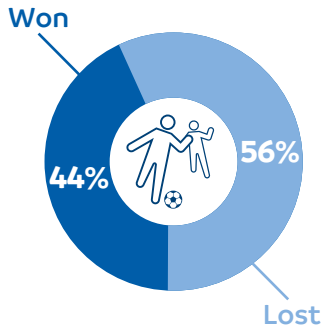
**Pass effectiveness to the rival side of the pitch**



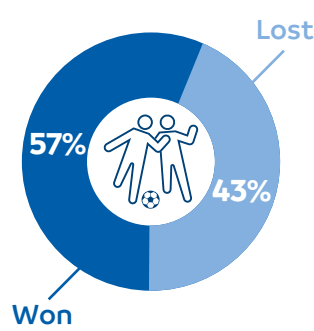
**Progressive pass effectiveness**



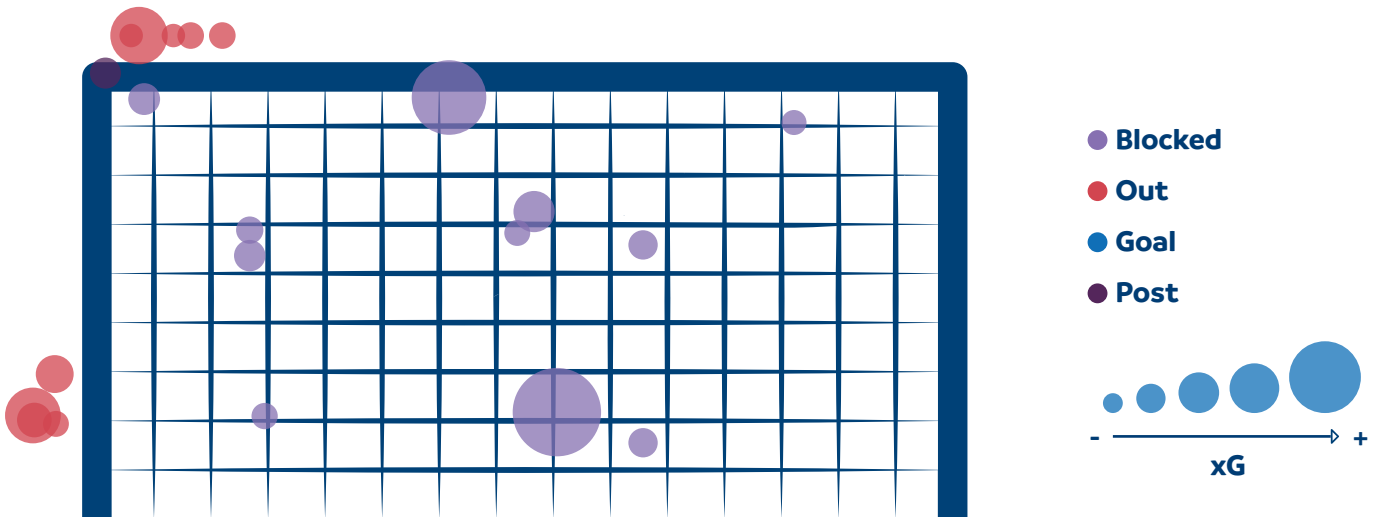
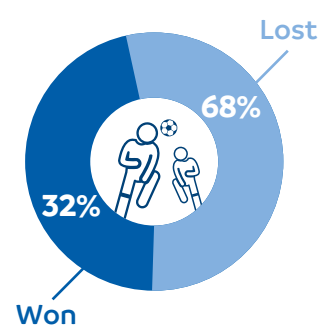
**Duel Effectiveness**



**Defensive Duel Effectiveness**



**Air Duel Effectiveness**





**Ariel Longo**

### GENERAL CHARACTERISTICS

Uruguay opted between two formations: 1-4-3-2 and 1-4-1-4-1, which varied constantly from match to match.

### DEFENSIVE CHARACTERISTICS AND PRESSURE

The Uruguayan national team's positioning was very clear in their defensive characteristics: medium high block. They always kept a striker available to pressure the player who had the ball.

The middle zone was preferred when applying pressure, with intense and sustained pressing, where one-on-one defending was key. With this strategy, the Uruguayan national team came second in best defensive duel average during the group phase (84 per match with a 66% effectivity). X. Velazco and C. González stood out, who besides being among the best in defensive duels during the group phase, were also among the players with the best recovery averages per match (11,7 and 10,5).

In one particular match against Venezuela, Uruguay's defence man marked Venezuelan player Deyna Castellanos, to avoid and counter her attacks.

When their rivals sought to advance applying a direct play, the team exhibited great competence in air duels, achieving the greatest average during the group phase (37.6 per match, with a 50% effectiveness). The best players in these situations were C. González and E. Pizarro, with 6.7 and 6.1 averages per match.

### OFFENSIVE CHARACTERISTICS

Uruguay was one of the teams who applied the most variants with its eleven players, especially in their attack lines.

Their game was developed mainly in the wings, leaning greatly on Pizarro's speed and ability (2 goals), as well as Aquino, who registered a 4.5 average in depth races per match (top 5 in the group phase), and 8.1 recoveries per match (top 3 in the group phase). Goalkeeper Olivera recovered the ball and sought to counterattack with long kicks. These actions were complemented with S. Lacoste, top 3 in progressive passes during the group phase (11.2 per match).

Carballo was important when her team had the ball, as she moved without the ball, generating options to receive it and reach the end zone. The team registered a total of 52.25 entries in that zone.

They scored 3 of their 6 goals from set plays during the entire tournament. This is something that has always characterized Uruguay. An example would be the goal scored by Belén Aquino against Peru's national team, with a side free kick in minute 57 of the second half.

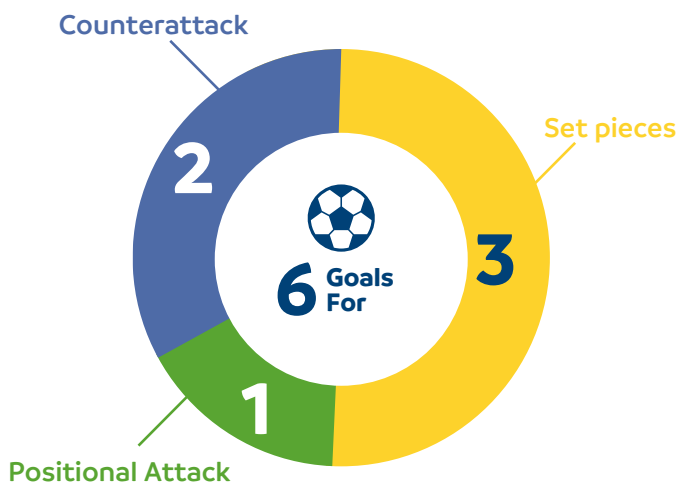



**Formation: 1-4-3-2**

GROUP PHASE	
09/07/22	URUGUAY 0 - 1 VENEZUELA
12/07/22	URUGUAY 0 - 3 BRAZIL
15/07/22	ARGENTINA 5 - 0 URUGUAY
18/07/22	PERU 0 - 6 URUGUAY



	#	First Name	Last Name	Club	Mins	Goals
GOALKEEPERS	1	JOSEFINA ELISA	VILLANUEVA ARIAS	(FF) NACIONAL	85	
	12	VANINA	SBURLATI GANDINI	(FF) PEÑAROL	5	
	13	SOFIA VICTORIA	OLIVERA TRAKIMAS	UAI - URQUIZA	270	
DEFENCE	2	STEPHANIE	LACOSTE GULARTE	REAL OVIEDO	258	
	3	DAIANA YASMIN	FARIAS ALDACOUR	RACING POWER	185	
	4	CARINA	FELIPE SILVA	RIVER PLATE	195	
	6	SINDY NOELIA	RAMIREZ ACOSTA	SAN LORENZO DE A.	46	
	7	STEPHANIE GISELL	TREGARTTEN FONTES	(FF) CEIBAL - SALTO	99	
	16	LORENA PATRICIA	GONZALEZ SILVA	LIBRE	180	
22	SOFIA	RAMONDEGUI CORREA	(FF) PEÑAROL	256		
MIDFIELDERS	5	KAROL STEFANI	BERMUDEZ DA COSTA	CLUBE ATLETICO MINEIRO	171	
	8	XIMENA DAIANA	VELAZCO NUÑEZ	(FF) PEÑAROL	229	1
	9	CINTHIA PAMELA	GONZALEZ MEDINA	GRANADA	331	2
	14	PILAR	GONZALEZ GONZALEZ	(FF) PEÑAROL	214	
	15	ROCIO	MARTINEZ ROBLEDO	(FF) NACIONAL	156	
	17	JENNIFER CECILIA	GOMEZ ZULUAGA	(FF) NACIONAL	100	
	18	MARIANA ALEJANDRA	PION NUÑEZ	LIBERTAD/ LIMPEÑO	69	
	20	LUCIANA DANIELA	GOMEZ MONTANS	CLUBE ATLETICO MINEIRO	211	
23	ZULMA EVELYM	DAER SEQUEIRA	ARACHANAS	13		
STRIKERS	10	MARIA CAROLINA	BIRIZAMBERRI RIVERO	RIVER PLATE	237	
	11	ESPERANZA	PIZARRO PAGALDAY	SANTA TERESA C.D.	233	2
	19	WENDY NAIELY	CARBALLO ROSA	(FF) PEÑAROL	227	
	21	BELEN	AQUINO MOREIRA	(FF) PEÑAROL	183	1

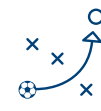




### Minutes the goals were converted



Average possession  
**43.09%**



Pass effectiveness  
**60.6%**



Shots per match  
**11.25%**



Shot effectiveness  
**33.3%**

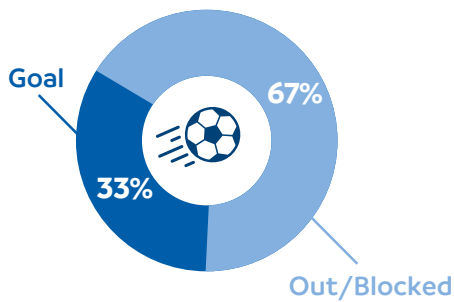


Average entries to the last third  
**52.25**

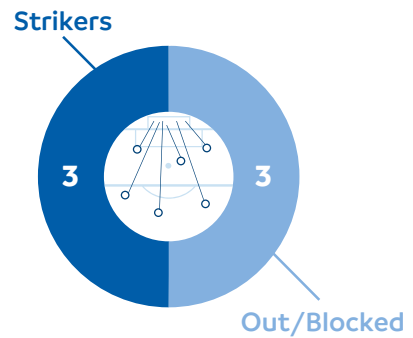


Average goals per match  
**1.5**

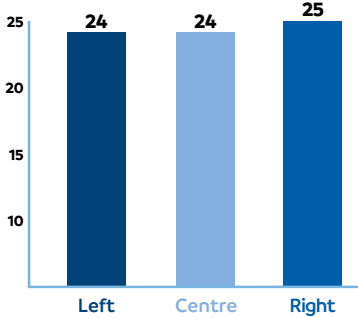
### Shot effectiveness



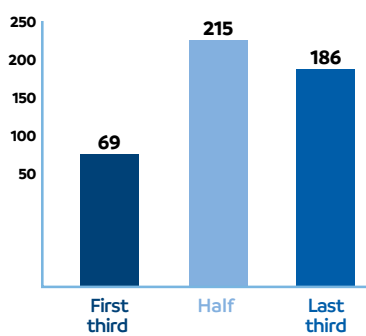
### Position of converted goals



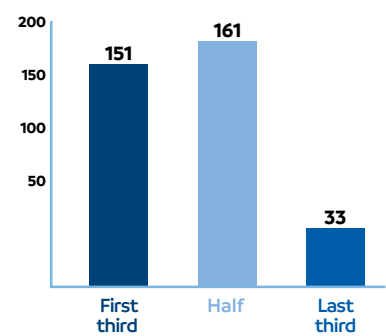
### Threat generation



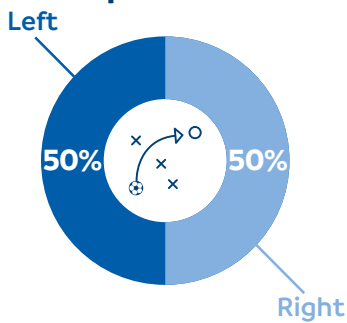
### Lost balls



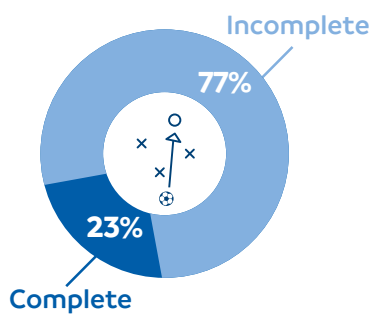
### Recoveries



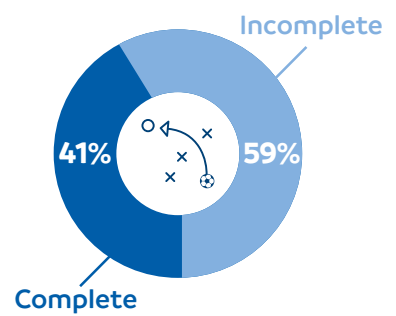
### Crosses per side



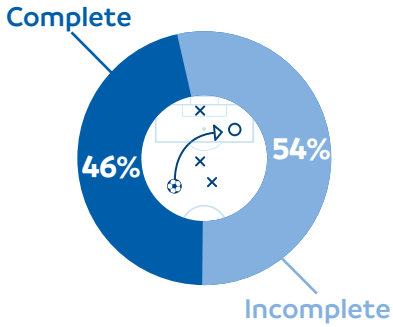
### Cross effectiveness



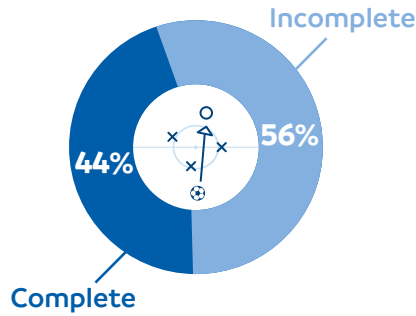
### Long pass effectiveness



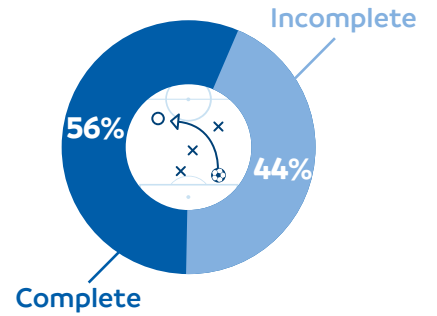
**Pass effectiveness to the last third**



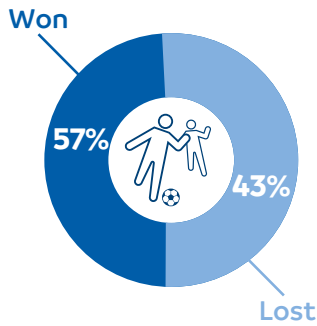
**Pass effectiveness to the rival side of the pitch**



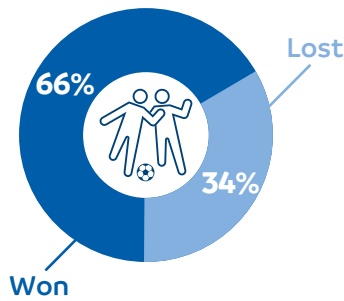
**Progressive pass effectiveness**



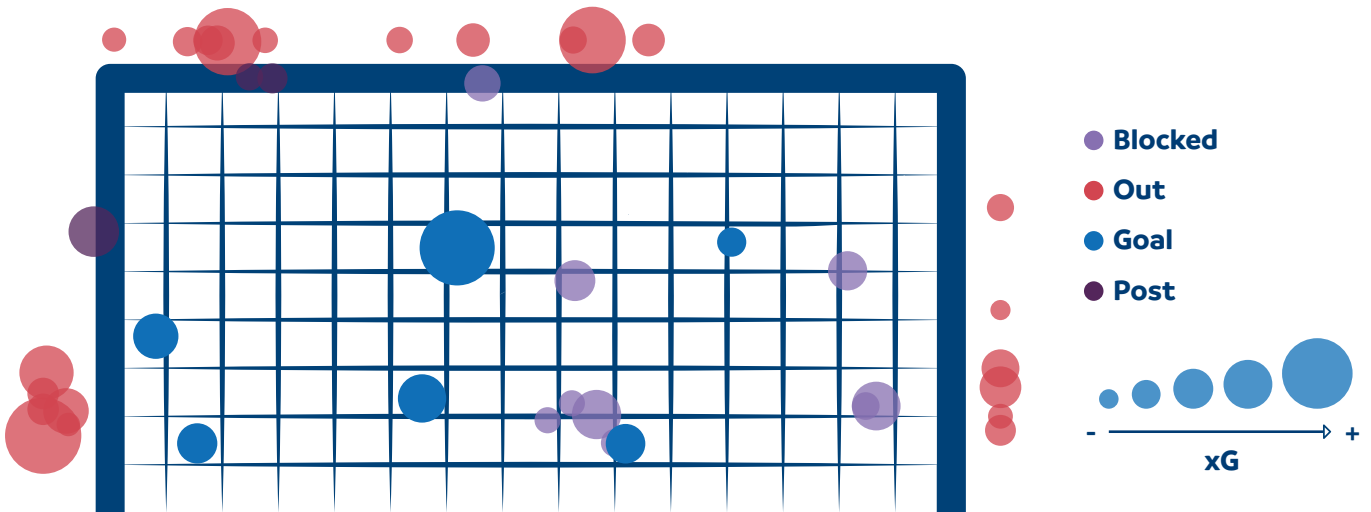
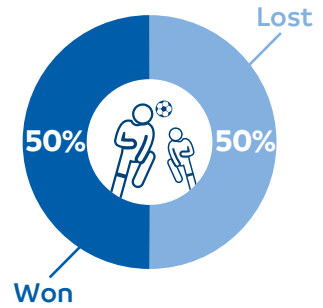
**Duel Effectiveness**



**Defensive Duel Effectiveness**



**Air Duel Effectiveness**



**Goalscorers**



9

C. González


⚽ **2** goals



11

E. Pizarro

⚽ **2** goals



21

B. Aquino

⚽ **1** goal



8

X. D. Velazco

⚽ **1** goal



## GENERAL CHARACTERISTICS

The team's preferred formation was a 1-4-2-3-1.

## DEFENSIVE CHARACTERISTICS AND PRESSURE

They positioned mostly in the lower middle block, coordinating their guarding and seeking to close the central lane, especially when playing against teams such as Brazil and Argentina. This is proven by the team's statistics: 39% of their recoveries where in the defensive third, and 51% where in the middle third. The 1-4-1-4-1 formation dominated their defensive strategy, with the team seeking strikers, Deyna and Altuve.

When recovering lost balls, they slowed their rival's progression, allowing themselves to reorganize their defensive line. For this, they kept a good pressing intensity average, allowing their rivals mere 5.9 passes per defensive action.

G. Garcia stood out with the best recovery average in the group phase (14.3 per match), along with goalkeeper N. Cáceres, who had 12 significant saves during the tournament. Both supported their defence's work.

## OFFENSIVE CHARACTERISTICS

The Venezuelan national team had a 60.2 average of entries to the attacking third, despite the fact that not all of these actions ended in goals. In these situations, it is important to note they had a very powerful attacking trident, led by Deyna Castellanos, the team's striker and second-best player in the tournament when it comes to shots (an average of 3.9 per match), together with Orina Altuve and Ysaura Viso, both top 10 in offensive duels during the group phase (15.7 and 13.9). One of their main patterns was the inside-outside-inside play, prioritising the side lanes in depth.

Venezuela faced Chile for one of the playoff slots for the FIFA Women's World Cup Australia-New Zealand 2023. They were trailing until the 90th minute. In extra time, they managed to level the score, forcing a penalty shootout.



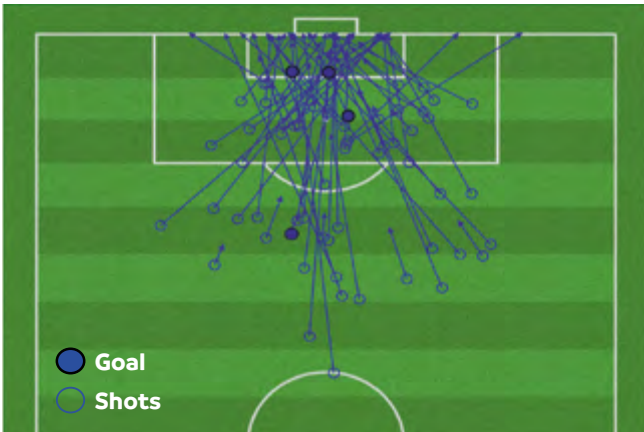
## Formation: 1-4-1-4-1

GROUP PHASE	
09/07/22	URUGUAY 0 - 1 VENEZUELA
15/07/22	PERU 0 - 2 VENEZUELA
18/07/22	VENEZUELA 0 - 4 BRAZIL
21/07/22	VENEZUELA 0 - 1 ARGENTINA

5th PLACE	
24/07/22	CHILE 1 <sub>4</sub> - 2 <sub>1</sub> VENEZUELA

	#	First Name	Last Name	Club	Mins	Goals
GOALKEEPERS	1	YESSICA DEL VALLE	VELASQUEZ CALDERON	IND. SANTA FE	-	
	13	NAYLUISA JHAYLENNY	CACERES ACEVEDO	UDG TENERIFE	450	
	22	ANDREA FERNANDA	TOVAR DE LA PEÑA	GETAFE	-	
DEFENCE	2	VERONICA VALENTINA	HERRERA SOUTO	UDG TENERIFE	349	
	3	NAIRELIS NAZARETH	GUTIERREZ	IND. SANTA FE	335	
	4	MARIA ALEJANDRA	PERAZA ROMERO	ATLETICO NACIONAL	270	
	5	YENIFER YULIET	GIMENEZ GAMBOA	VILLAREAL	270	
	6	MICHELLE YERALDIN	ROMERO CASTILLO	SPORTING GIJON	422	
	12	SABRINA	ARAUJO ELORZA	NORTHEASTERN UNIVERSITY	32	
	23	GABRIELA HECTIBELIS	ANGULO BARRETO	LIBRE	99	
MIDFIELDERS	8	SONIA MARIA	ONEILL CAROLI	ZNK SPLIT	103	
	10	LOURDES YAURIMAR	MORENO BELEÑO	DUX LOGROÑO	131	
	16	GABRIELA ANTONIA	GARCIA SEGURA	REAL SOCIEDAD	230	
	17	MAIKERLIN FAVIANA	ASTUDILLO SEQUERA	SECCIO ESPORTIVA AEM	201	
	20	DAYANA LISSET	RODRIGUEZ LEON	ATLETICO MINEIRO	182	
	21	BARBARA KLARISSA	OLIVIERI DAVILA	MONTERREY	158	
STRIKERS	7	PAOLA DEL CARMEN	VILLAMIZAR OCHOA	XOLOS DE TIJUANA	235	
	9	DEYNA CRISTINA	CASTELLANOS NAUJENIS	MANCHESTER CITY	411	3
	11	ORIANA YOSELYN	ALTUVE MANCILLA	VALENCIA	405	1
	14	RAIDERLIN NAZARETH	CARRASCO VARGAS	LIBRE	260	
	15	YUSMERY DEL VALLE	ASCANIO NIEVES	COLO COLO F.F.	-	
	18	YSAURA CANDELARIA	VISO GARRIDO	COLO COLO F.F.	212	
	19	MARIANA SOFIA	SPECKMAIER FERNANDEZ	VALUR	180	





Minutes the goals were converted



Average possession  
**53.71%**



Pass effectiveness  
**72.6%**



Shots per match  
**12.4%**



Shot effectiveness  
**27.4%**

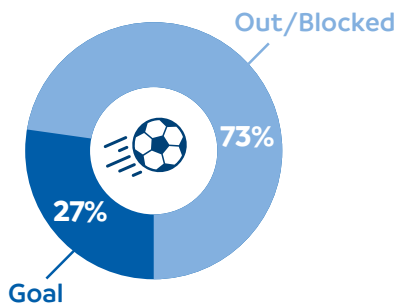


Average entries to the last third  
**60.2**

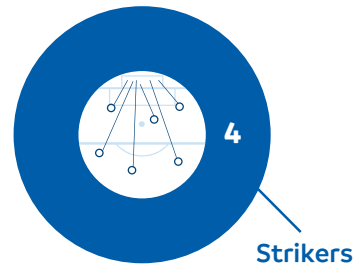


Average goals per match  
**1.2**

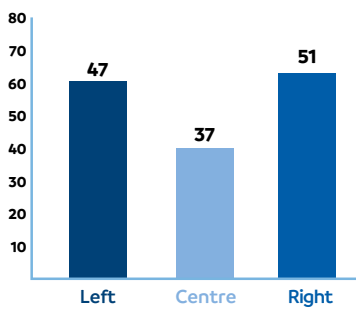
Shot effectiveness



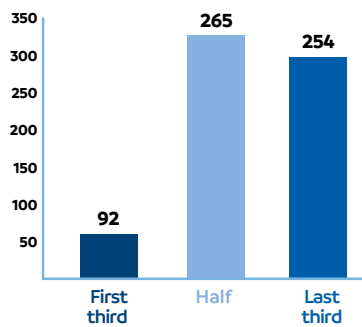
Position of converted goals



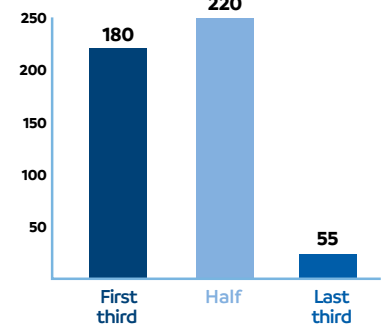
Threat generation



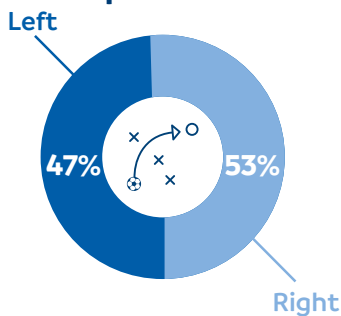
Lost balls



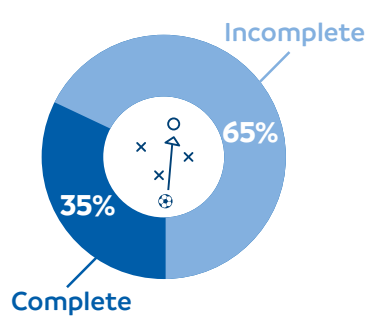
Recoveries



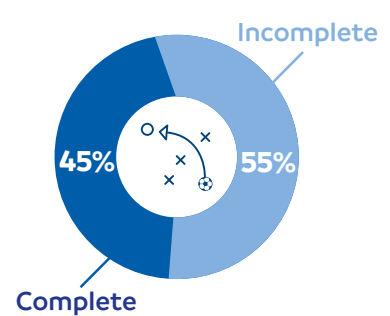
Crosses per side



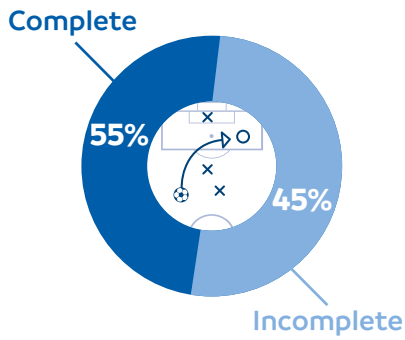
Cross effectiveness



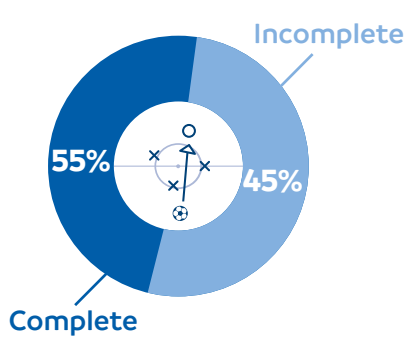
Long pass effectiveness



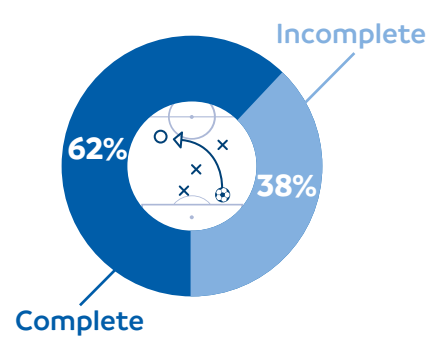
Pass effectiveness to the last third



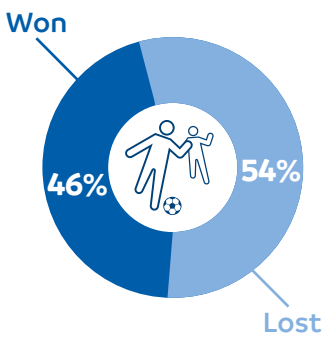
Pass effectiveness to the rival side of the pitch



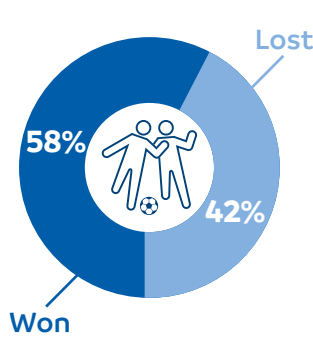
Progressive pass effectiveness



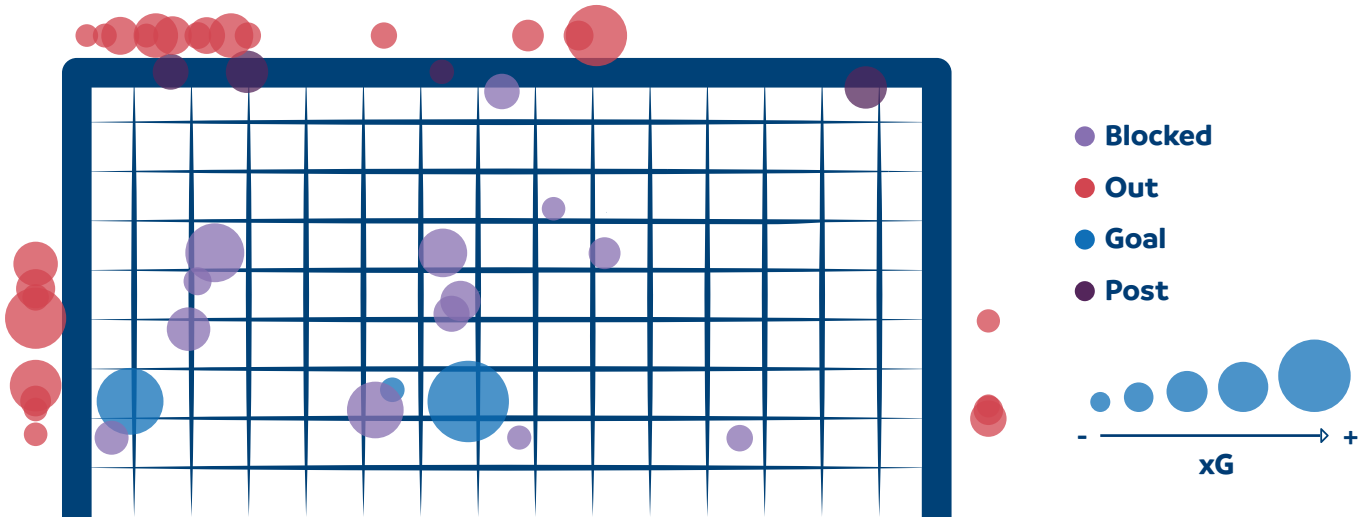
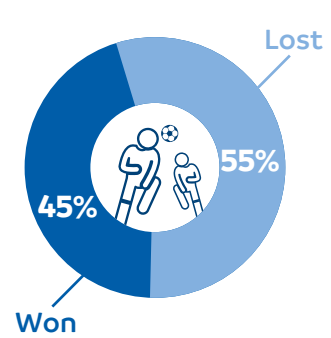
Duel Effectiveness



Defensive Duel Effectiveness



Air Duel Effectiveness



Goalscorers



Deyna Castellanos

3 goals



Oriana Altuve

1 goal




# TRENDS





- CONMEBOL -  
**COPA AMERICA**  
**FEMENINA**  
**COLOMBIA 2022**

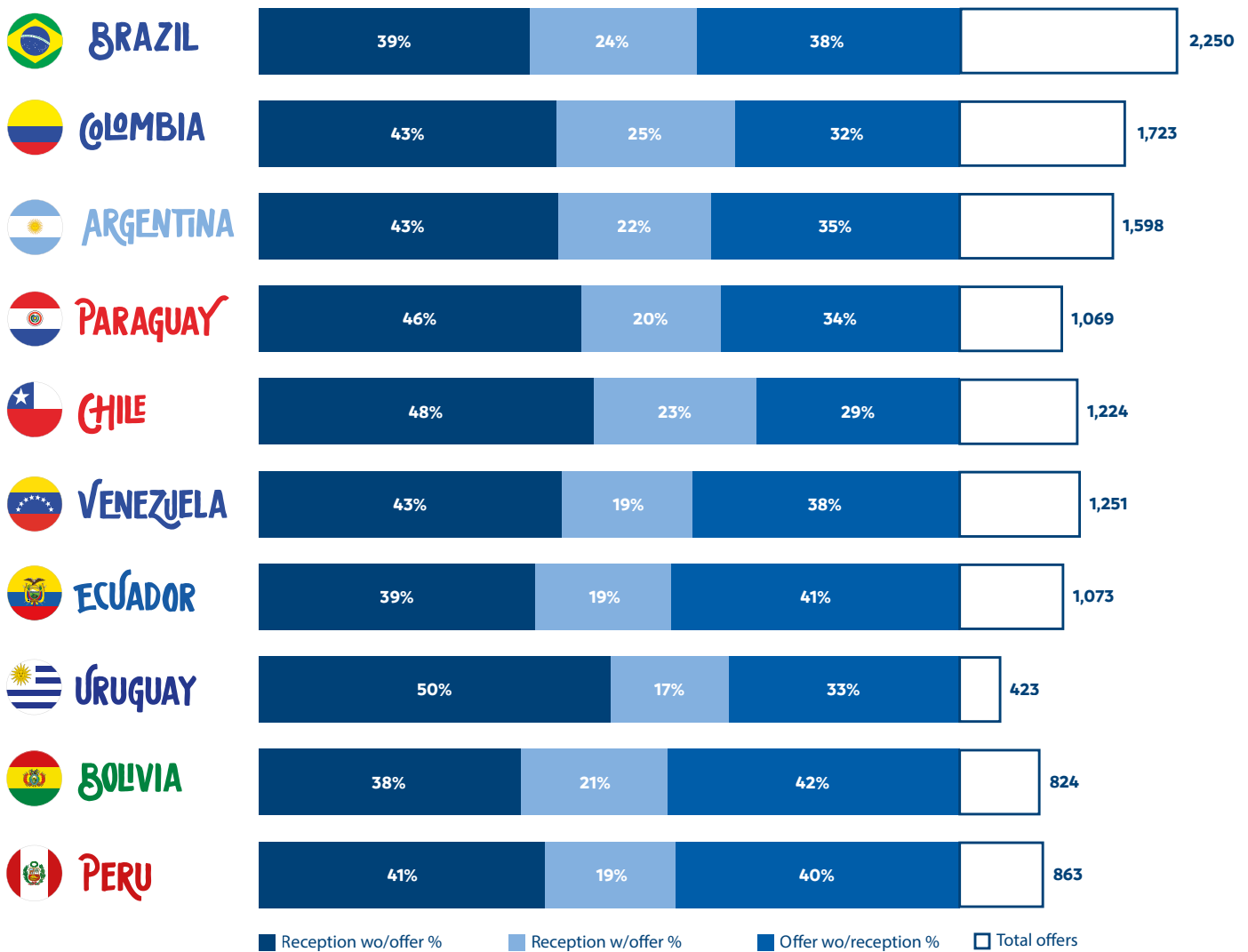


# Build-up play and off the ball movement

Generally, off the ball movements carried out by the players of a team seek to create passing lines where they do not exist. Thus, players generate free spaces for their teammates to take advantage, give an active sign, change their body position, and make a clear movement to receive the ball from behind the rival's defensive line. As a result, a controlled possession of the ball is maintained, which combined with the effectiveness of progressive passes, allows the player to overcome defensive lines, and advance in the direction of the opponent's goal.

Off the ball movements include ball reception actions by either offering or not offering. This means that, if a player properly follows as the game progresses, she indirectly becomes a passing option for a fellow teammate. This action facilitates their decision-making when looking for someone to pass the ball to. In the chart, we can observe situations in which players offer themselves but do not receive the ball. This shows a trend that off the ball movements are made not only by one player in plays, but by a group of them. Thus, whoever has the

## Receiving with/without offers



ball will always have more passing options. In addition, these collective moves cause disturbances in defensive systems, improving the chances of success to build the game.

For many countries, this was a key aspect to achieve situations that allowed them to try to score a goal. As we can see in the chart, the Brazilian, Chilean, and Colombian team stood out, as they had a good balance between off the ball movements, and the effectiveness of receiving behind the rival's defensive line, as can be seen in the chart. The Ecuadorian team, despite obtaining a good average of off the ball movements, which clearly shows that these actions were carried out in training, was not able to make the passes with the same quality that would have allowed them to overcome the rival lines as well as the previously mentioned outstanding teams. For example, the Brazilian team positioned itself adequately and effectively to receive the ball behind the rival's defensive line, accompanying the ball with short passes, walls, splits, and a lot of complicity between several of its players, mainly observed in the last quarter of each match.

To consolidate each team's offensive phase, it will become important to open spaces, have possession of the ball, and achieve effectiveness in these actions to generate danger for the opposing teams. This reinforces the importance that must be given to exercises and planning in each training.

It should be noted that a fundamental aspect within the game is the player who builds the key play to reach the goal with best chances of scoring a goal. In other words, she is the architect inside the pitch. During the Group Phase, L. Santos from Colombia (average 3.32 per game), Antonia and Tamires from Brazil (average 2.05 and 2.01 per game) excelled in this regard.

Another fundamental aspect for the game's build-up play, progressive build-up play, and continuity, are the passes that allow us to observe the specific associations between players (addressed in more detail in the next chapter). The combination of off the ball movements, and pass effectiveness were very marked trends in this CONMEBOL Copa América Femenina 2022 edition.

### Key plays Group A

↓ Average /90

 <b>ANTONIA SILVA</b> (Brazil)	<b>2.05</b>
 <b>TAMIRES</b> (Brazil)	<b>2.01</b>
 <b>S. LACOSTE</b> (Uruguay)	<b>1.65</b>
<b>E. BANINI</b> (Argentina)	<b>1.50</b>
<b>BIA ZANERATTO</b> (Brazil)	<b>1.40</b>
<b>O. ALTUVE</b> (Venezuela)	<b>1.33</b>
<b>D. CASTELLANOS</b> (Venezuela)	<b>1.32</b>
<b>KEROLIN</b> (Brazil)	<b>1.25</b>
<b>N. GUTIÉRREZ</b> (Venezuela)	<b>1.17</b>
<b>M. BONSEGUNDO</b> (Argentina)	<b>1.10</b>

### Key plays Group B

↓ Average /90

 <b>L. SANTOS</b> (Colombia)	<b>3.32</b>
 <b>F. LARA</b> (Chile)	<b>2.80</b>
 <b>R. MARTÍNEZ</b> (Paraguay)	<b>2.50</b>
<b>L. ALEGRIA</b> (Colombia)	<b>2.03</b>
<b>M. USME</b> (Colombia)	<b>1.92</b>
<b>K. ARAYA</b> (Chile)	<b>1.71</b>
<b>R. FERNÁNDEZ</b> (Paraguay)	<b>1.62</b>
<b>N. BOLAÑOS</b> (Ecuador)	<b>1.60</b>
<b>D. ZAMORA</b> (Chile)	<b>1.60</b>
<b>V. NAVARRETE</b> (Chile)	<b>1.35</b>

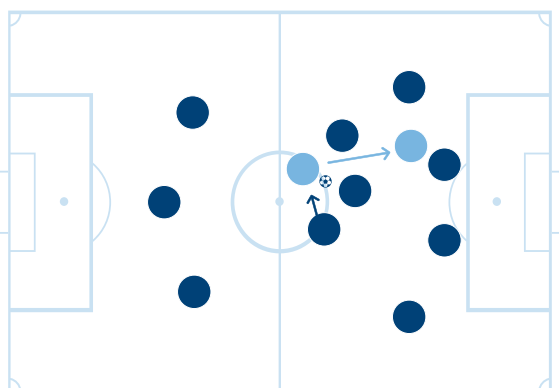
# Distributions under pressure and progressive passes

As previously mentioned, movements to receive must be accompanied by actions that allow the player to reach the ball in conditions that allow her to continue the game, advance and get closer to the opposing goal. Each team's characteristics can be distinguished by the different passing preferences: short, long, between the lines, into deep space, or through the wings. But, as a trend in this tournament, we can observe the development of progressive passes, even under pressure. The Group Phase progressive passes table shows that the finalist teams registered high averages, especially emphasising high effectiveness percentages, which leads us to suggest the importance of having players who are capable of overcoming opponent pressure and make passes towards the opposite goal precisely, and under difficult conditions.

We must consider that nowadays, teams are getting stronger. They have braver players, who seek to nullify any progressive action and at the same time, we also have the type of player who manages to handle this pressure the best way, succeeding in maintaining the game,

taking advantage of open spaces and their teammates' movements, becoming a key piece for their team in the offence, particularly when playing against those teams that are mainly positioned in the low block and that leave little space to enter the goal easily.

In distribution actions under pressure, we can highlight the defensive midfielders' participation. Players like Karen Araya and Daniela Montoya played an important part in building the game, moving the ball from one wing to the other, and in the central lane with vertical passes.



Progressive passes Group A ↓ Average /90	
Average	61.48 63%
COLOMBIA	70.85 81%
CHILE	63.02 72%
ECUADOR	65.75 53%
PARAGUAY	59.08 62%
BOLIVIA	51.73 63%

Progressive passes Group B ↓ Average /90	
Average	59.19 60%
BRAZIL	74.65 78%
ARGENTINA	63.39 78%
PERU	57.81 43%
VENEZUELA	54.65 63%
URUGUAY	45.46 56%

## Distributions under pressure

	8	Karen Araya	MF	389 mins		38
	10	Leicy Santos	MF	540 mins		38
	22	Estefania Banani	MF	432 mins		36
	18	Linda Caicedo	MF	525 mins		31
	6	Tamires	DF	450 mins		28
	6	Daniela Montoya	MF	438 mins		28
	15	Florencia Bonsegundo	MF	493 mins		27
	11	Catalina Usme	MF	537 mins		25
	13	Antônia	DF	351 mins		25
	11	Yamila Rodriguez	MF	497 mins		24

\* mins=minutes played. Minimum 345 minutes played. The data is for 90 minutes.

# Defensive blocks and types of pressure

The teams' positioning to defend or put pressure on the rival was a key element in neutralising the attack proposed by the opposing team.

The defensive pressure, reducing open spaces, and the intensity with which the teams sought to recover the ball marked various aspects in the tournament. The teams that stood out for the effectiveness of their pressing were the teams that maintained a good balance between their defensive tactical structures and their player's combativeness. Uruguay chose one-on-one guarding and registered the best average in pressings followed by possession recovery.

Different strategies considered by each team, such as the positioning of their blocks, and whether the pressing would be high, medium, or low, were observed during this tournament. Each country was characterised by its own way of defending and crossing the adversary's defensive line, which was not an easy task. For example, the match between Paraguay and Bolivia resulted in a 2-0 win for Paraguay, and the winning national team had the following statistics: 28 shots, 13 shots on goal, 63% possession, and 76% passing accuracy. This allowed us to analyse how, through coordination between the lines, constant communication, guard swapping and the closing of spaces, the rival's attacks can be counteracted, minimising the

effectiveness of their attacks. As the statistics show, this could be observed in the Bolivian team during the match that ended 2-0 in favour of Paraguay.

The defensive strategy and how high teams positioned their blocks varied. We can see in the chart that Brazil, Colombia, and Chile maintained a medium-high block regardless of the rival. On the other hand, we can see Peru and Bolivia's effort to protect their goal from rival threats. The other teams positioned their blocks according to the opponent's characteristics, or the different situations that occurred within the matches.

The confrontation between the Paraguayan and Colombian teams is another example. This was a match in which Paraguay positioned itself in a low block, closing spaces in the central lane, and constantly coordinating their marks. Their strategy was evident in the way the players pressed once Colombia entered their field of play. Two players went for the recovery, trying to cancel any progression attempt, especially when dealing with the most relevant players of the Colombian team, Leicy Santos, Catalina Usme and Linda Caicedo.

We can see the players who stood out when pressing and recovering, in the following chart.



# The goals

In this CONMEBOL Copa América Femenina 2022, the goals offered very important data both for each team and in the overall tournament balance. Let us remember that, in 1998, within the framework of the CONMEBOL Copa América Femenina held in Argentina, 143 goals were registered, where Brazil scored 66 goals throughout the tournament. Over the years, we can say this gap has been narrowing down, since 87 goals were scored in 25 games in this edition, giving us an average of 3.48 goals per game.


46% of the goals came from positional attacks, 25% from counterattack situations, and 29% from set pieces. Thus, we observe that 71% of the goals came from plays, which indicates that a more effective construction of the game is being generated. It also leads us to think that there is a greater emphasis on aspects such as pass connections, movements in attack, improvement in decision-making, space reductions, finishing, among others, in training sessions. Goals from set pieces will be described in detail further along.

The teams that scored the most goals were Brazil, with 20 goals, Colombia, with 14, and Argentina with 13. These teams qualified directly for the FIFA World Cup Australia-New Zealand 2023. In the case of Paraguay and Chile, who qualified for the playoff slots, they scored 10 goals each.

Yamila Rodríguez from Argentina, was the tournament's top scorer with 6 goals, followed by Debinha and Adriana from Brazil with 4 goals.

A trend observed in some teams was the effective participation of their wingers in play-defining situations. In this statistic, Venegas, from the Colombian team (12 shots and 2 goals), Stabile from Argentina (5 shots and 2 goals), and Real from Ecuador (9 shots and 1 goal) stood out.

It is also important to highlight the players who generated the most danger against their opponent's goals. Within this statistic, Beatriz (Brazil) stood out, with an average of 4.3 goal

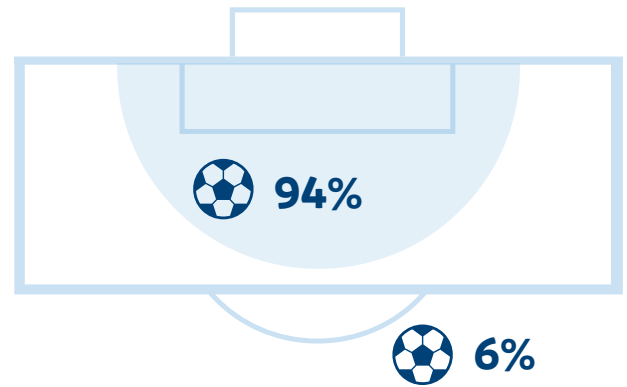
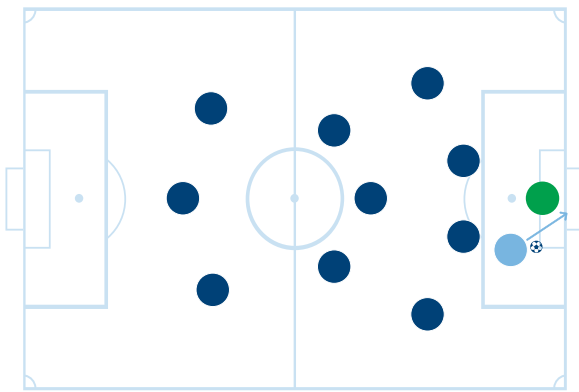
TOP GOALSCORERS		MATCHES	STARTER	MINUTES	GOALS
	YAMILA RODRÍGUEZ ARGENTINA	6	6	497	6
	DEBINHA BRAZIL	6	4	349	5
	ADRIANA BRAZIL	6	5	450	5
	JESSICA MARTÍNEZ PARAGUAY	5	5	449	3
	FLORENCIA BONSEGUNDO ARGENTINA	6	6	493	3
	DEYNA CASTELLANOS VENEZUELA	5	5	413	3
	BIA ZANERATTO BRAZIL	5	5	417	3
	FRANCISCA LARA CHILE	4	4	330	2
	ESPERANZA PIZARRO URUGUAY	3	3	233	2
	ELIANA STÁBILE ARGENTINA	6	6	503	2
	DANIELA ARIAS COLOMBIA	6	6	540	2
	MANUELA VENEGAS COLOMBIA	6	6	540	2
	PAMELA GONZÁLEZ URUGUAY	4	3	321	2
	ARY BORGES BRAZIL	6	5	301	2
	MAYRA RAMÍREZ COLOMBIA	5	4	359	2
	LINDA CAICEDO COLOMBIA	6	6	511	2
	YENNY ACUÑA CHILE	4	1	175	2
	NAYELY BOLAÑOS ECUADOR	4	4	360	2
	MARTHINA AGUIRRE ECUADOR	4	3	207	2
	REBECA FERNÁNDEZ PARAGUAY	6	6	405	2
	DANIELA MONTOYA COLOMBIA	5	5	415	2

actions per game, followed by Deyna Castellanos (Venezuela) with 3.9, and Leicy Santos (Colombia) with 3.8. An example of this moment could be seen in the first phase match that was played in Armenia, between the Uruguayan and Venezuelan teams. Deyna Castellanos was man marked throughout the whole match, a strategy that was effective until the 77th minute, when she scored the only goal of the match from a free kick.

As a result of the development observed in the teams' build up play, the vast majority of the goals occurred close to the opponent's goal. Even so, it is important to highlight the difference registered between the Group Phase and the Final Phase, where the latter had a higher percentage of goals that

can be seen from more remote areas. This may be related to the greater effectiveness in goal protection by the teams that qualified, where teams needed to look for alternatives to get more goal attempts.

This 9th edition of the CONMEBOL Copa América Femenina 2022 left us countless goals that are worth watching repeatedly, such as the free kick goal scored by Belén Aquino (Uruguay) against the Peruvian team, or the corner kick of Francisca Lara against the Ecuadorian team. And we cannot forget Adriana Leal (Brazil), when she scored the first goal of the match against the Argentinian national team, in a play that begins with a lateral kick, achieving 5 consecutive passes, and concludes with Tamires's assistance.



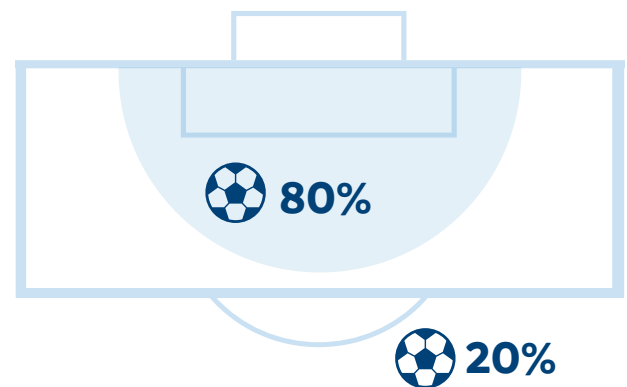
## Attempts at Goal

	16	Beatriz	FW	420 mins		4.3 (20)
	9	Deyna Castellanos	MF	417 mins		3.9 (18)
	10	Leicy Santos	MF	540 mins		3.8 (23)
	11	Catalina Usme	MF	537 mins		3.7 (22)
	11	Adriana	MF	406 mins		3.5 (16)
	11	Oriana Altuve	FW	406 mins		3.1 (14)
	7	Fabiola Sandoval	MF	390 mins		3.0 (13)
	10	Jessica Martínez	MF	453 mins		3.0 (15)
	9	Nayely Bolaños	FW	360 mins		2.8 (11)
	11	Yamila Rodríguez	MF	587 mins		2.5 (16)

\*mins=minutes played. Minimum 345 minutes played. The data is for 90 minutes.



**77** Total goals in the Group Phase.



**10** Total goals in the Final Phase.

# Goalkeepers

Until today, the goalkeeper's participation has been increasing significantly due to the needs of the game itself. For example, in ball possession, their capacity to overcome pressure lines, resolve restarting situations, and give continuity to the game. Thus, in the defensive phase, the goalkeeper's actions must be observed, and whether she covers the space that remains behind the defensive line, what her reading and timing is of the ball's trajectory in a shot or cross.

As part of the characteristics of ball possession and build up play from the goal, conceptually, we can also mention: short starts with the defensive line to create numerical superiority in the game from behind, patience to build the game, aspects that also depend on rival's pressure (high, medium, or low), and the style of attack (direct, combined or counterattack). Also, according to their style of play, goalkeepers can participate in distribution not only in set pieces (goal kicks, offsides, free kicks), but also actively contribute during the offensive phase in continuous play.

In this chart, we can see that the Argentinian, Chilean, Ecuadorian, Brazilian, and Venezuelan teams had a high percentage of goalkeepers' participation starting from the goal, and registered high numbers of participations in build up play with the objective of creating numerical superiority in the outputs. Peru had more of a preference for the latter in set piece situations but had less participation during the continuous game.

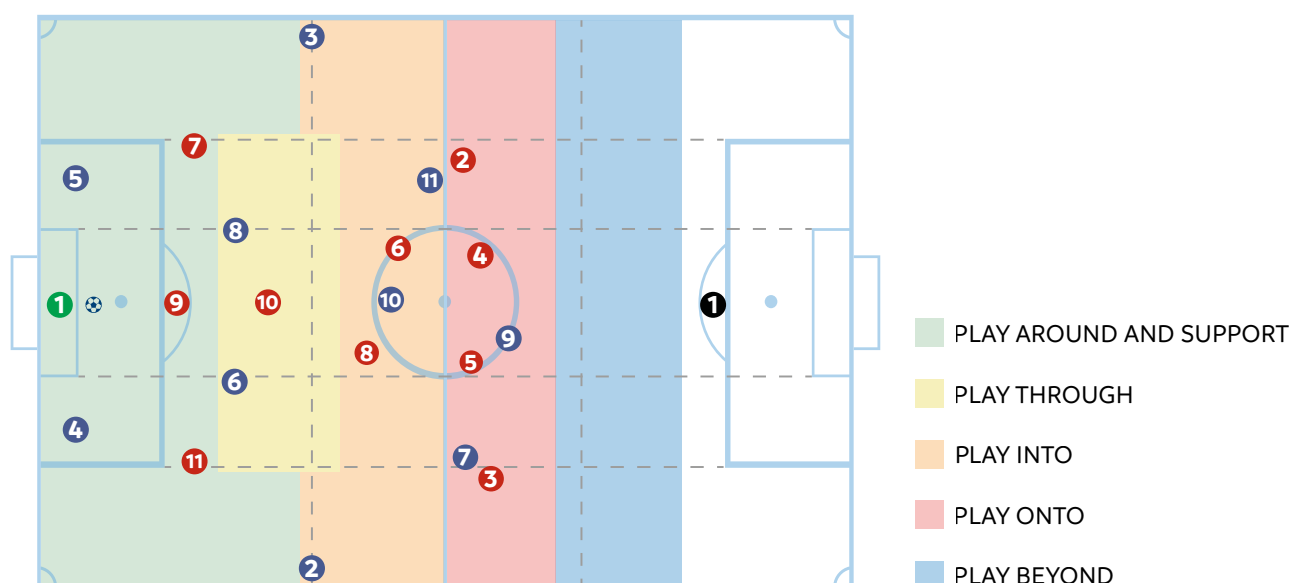
When observing the Uruguayan and Paraguayan in direct plays, we can see that they sought to reach the goal faster through long passes to midfield.

Goalkeeper behaviour helps us identify patterns in a team's style of play, whether it is a team that chooses direct plays, or whether they come out with short or mixed plays. It is therefore important to analyse the percentage of actions in which the goalkeeper manages to complete her passes successfully and unsuccessfully, whether short, medium and/or long distance. At the same time, it is important to understand how they distribute the ball, whether it is with a pass between the lines with the inside midfielders, or if they guide the game through the wing, or by participating in circulating the ball towards the rival's area.

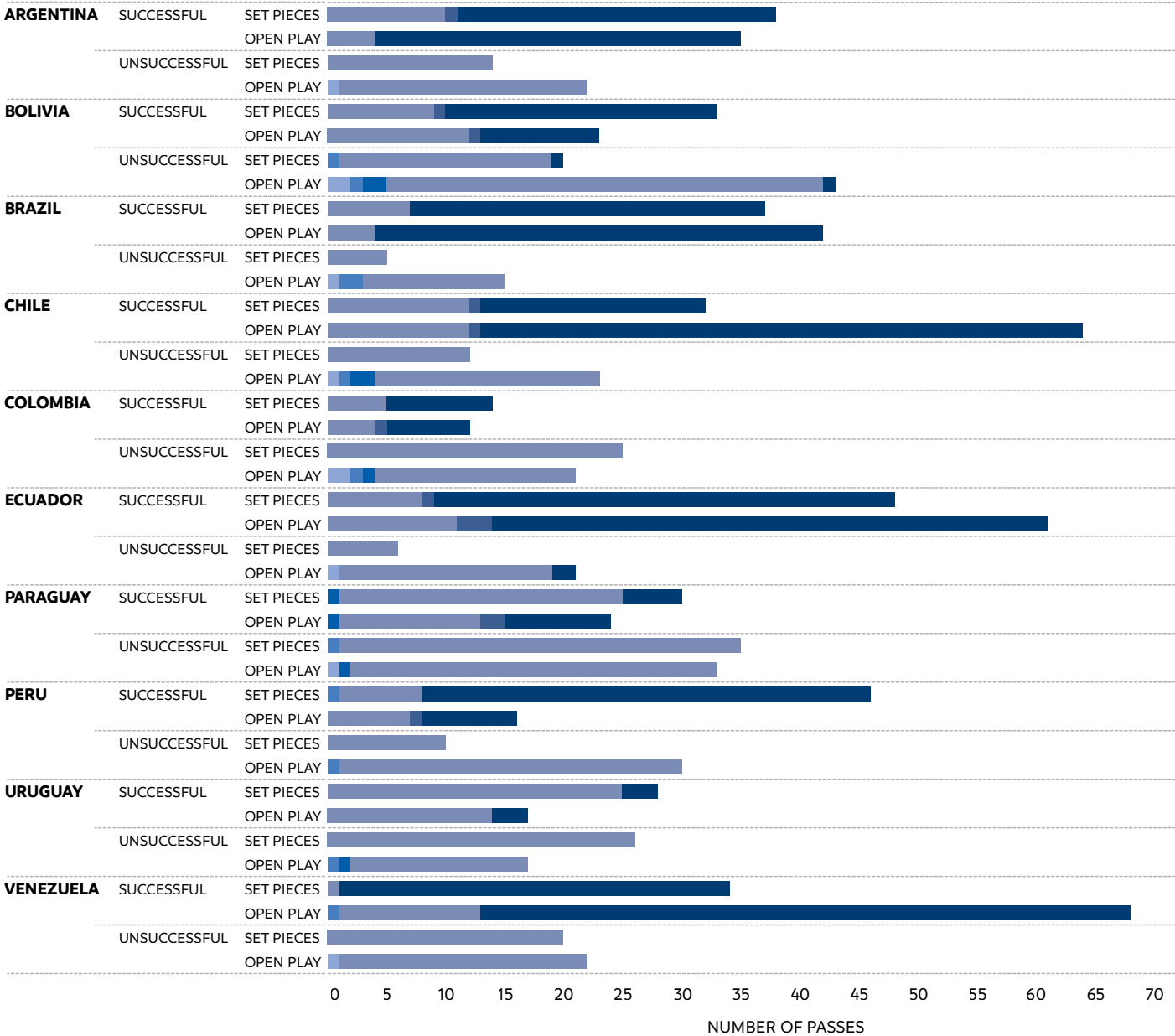
During the tournament, build up play stood out versus direct plays, with greater goalkeeper participation in ball circulation, allowing the creation of spaces for a more effective progression.

Goalkeepers such as Lorena (Brazil) stood out in this section. She was not scored against during the tournament and had a lot of participation in ball distribution. Andrea Moran (Ecuador) had 20 saves in four games played, and Catalina Pérez (Colombia), received 4 goals in 6 games played, resulting in an average of 0.7 goals per game.

These aspects give us important clues when analysing an opponent, as well as when looking for the goalkeeper's strengths and weaknesses. Each goalkeeper was her national team's protagonist, either stressing one quality or another. Complicity and communication with the defensive line, reading the game, time control, and footwork, among others, could be observed.







DISTRIBUTION STYLE ■ PASS CLEARANCE ■ UNINTENDED EXECUTION ■ BEYOND ■ ONTO ■ INTO ■ THROUGH ■ AROUND



# Set Piece Statistics

Set pieces continue to be relevant for teams in order to be able to score a goal. In this tournament, out of a total of 87 goals, 21 goals were scored from Set pieces, resulting in a 24.13% percentage. This allows us to observe what the key is to better defend these actions or to score a goal. Brazil topped the list with 5 set piece goals, followed by Colombia, Ecuador, and Uruguay with 3 goals each. Brazil and Venezuela's national teams did not receive set piece goals during the tournament.

An example that we would like to highlight, which allows us to reflect on the importance of generating a good strategy and practising these set piece actions, is the only goal of the match with which Venezuela managed to beat Uruguay in the Group Phase.

For the purposes of this area of analysis, set pieces were considered when there was (i) a delivery in the penalty area with (ii) a complementary premeditated setup to maximise the probability of producing a goal attempt.

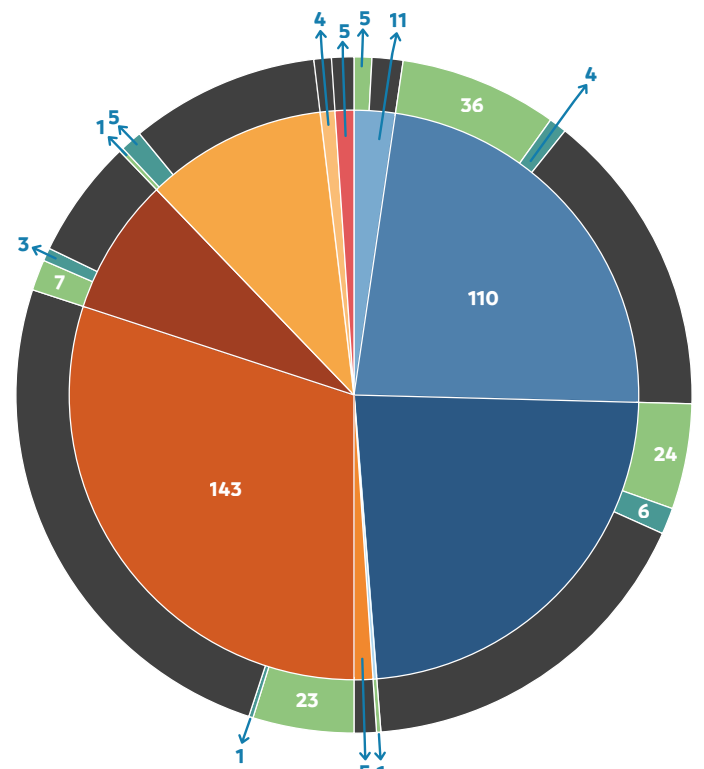
Free kicks, with a direct goal attempt upon restarting the game, have also been considered as set pieces in this analysis, while penalties were excluded.

Only the first phase of all set pieces has been taken into account, which is defined as the duration in which the ball enters the penalty area from the time it is delivered until it leaves the penalty area.

476 set pieces were observed during the CONMEBOL Copa América Femenina 2022, with 233 corners, 238 free kicks and 5 long throws.

These resulted in a total of 115 attempts at goal (24%), yielding 19 goals (4%).

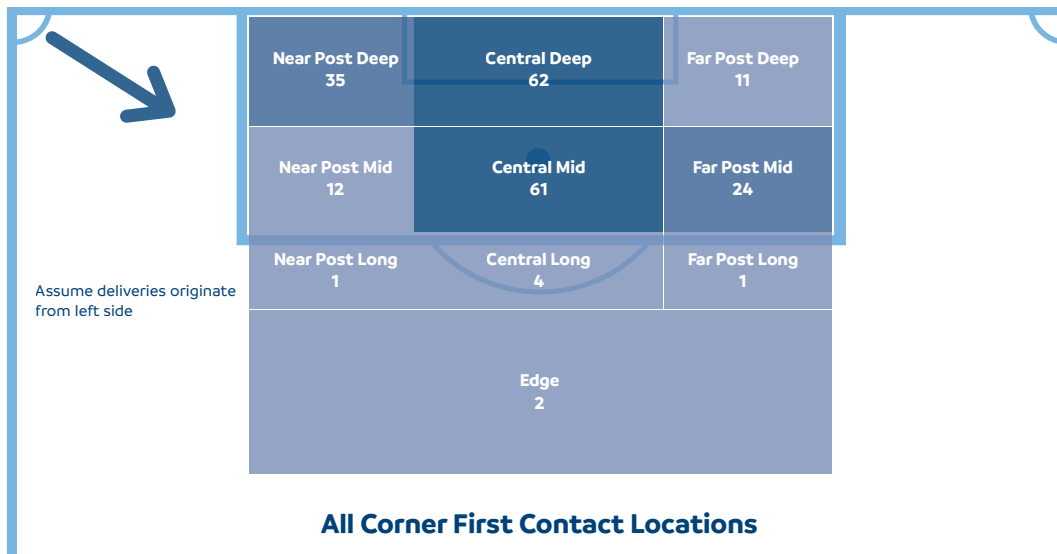
While attempts at goal were most frequently generated from corners with deliveries after a short restart (40; 36%), a larger share of direct free kicks with a direct delivery resulted in an attempt (10; 37%).



**Set Piece Type, Set Piece Start Style, Set Piece Outcome (group)**

- Corner, Short, Attempt
- Corner, Short with Delivery
- Corner, Direct Delivery
- Corner, Delivered to Edge
- Direct FK, Short
- Direct FK, Short with Delivery,
- Direct FK, Direct Delivery,
- Direct FK, Direct Attempt
- Direct FK, Delivered to Edge
- Long Throw In, Short
- Attempt at Goal
- Goal





The central areas of the penalty area were heavily targeted during corner deliveries, with 127 (59%) first contacts won in these locations.

It is important to note that this is the most protected zone in defensive situations by the teams, requiring them to look for alternatives to achieve successful plays. The chart shows some teams' attempts to get the first contact

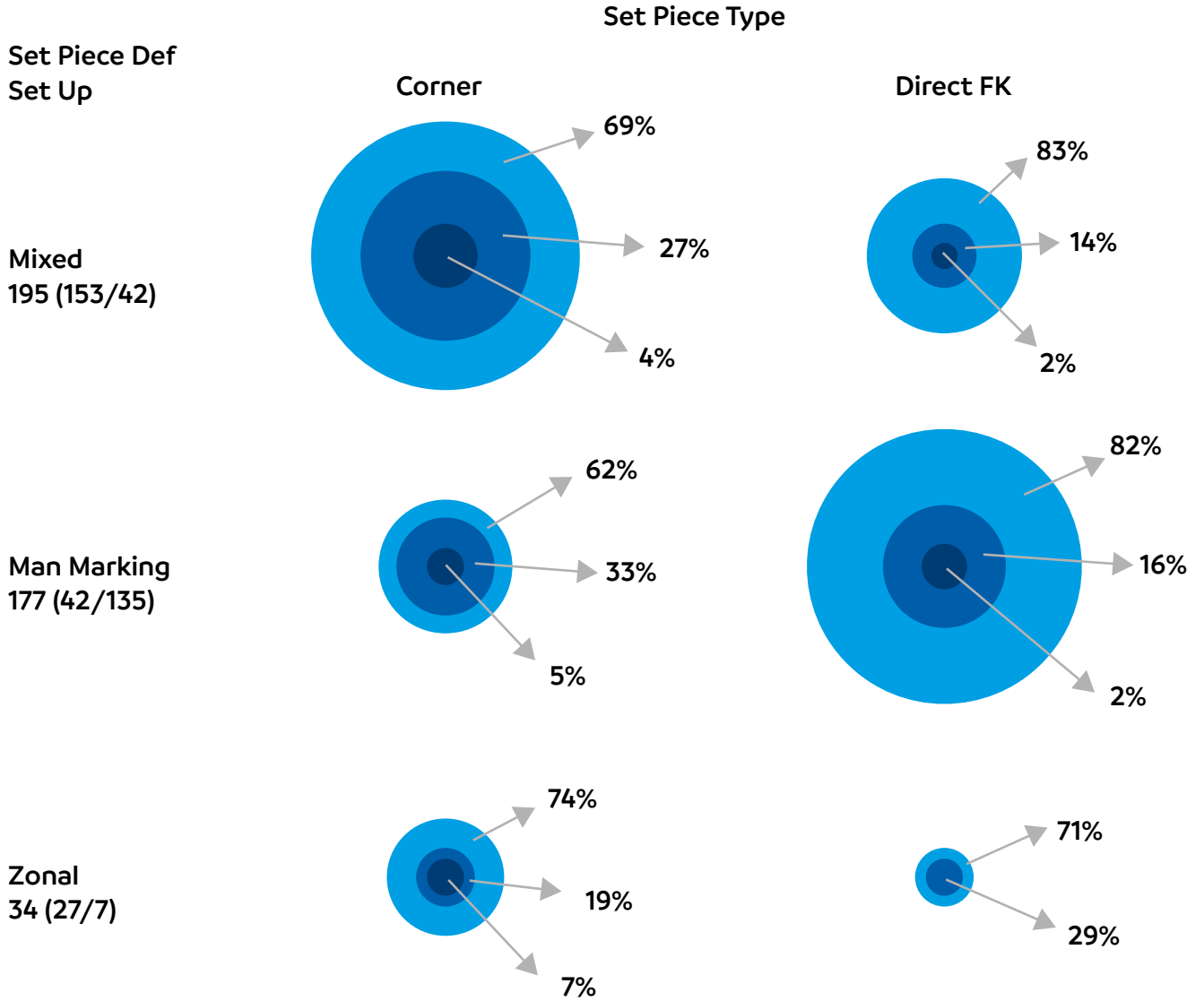
after the corner kick in the area closest to the first post of the goal, and, in intermediate areas of the far post for long kicks for players who moved behind the defenders. One highlight was Uruguay's play against Peru, where 4 players came out of the far post and towards the nearest one, leaving a space for González's attempt coming from the opposite direction.



Direct free kicks were mostly delivered from long positions (110.58%). This indicates teams were willing to restart play with a set piece (rather than resuming build up) when free kicks have been awarded in these areas despite the distance from goal.

While there was a clear preference for teams to use mixed marking and man marking, this depended upon the type of set piece faced.

# Defensive Set Up Breakdown



## Set Piece Outcome

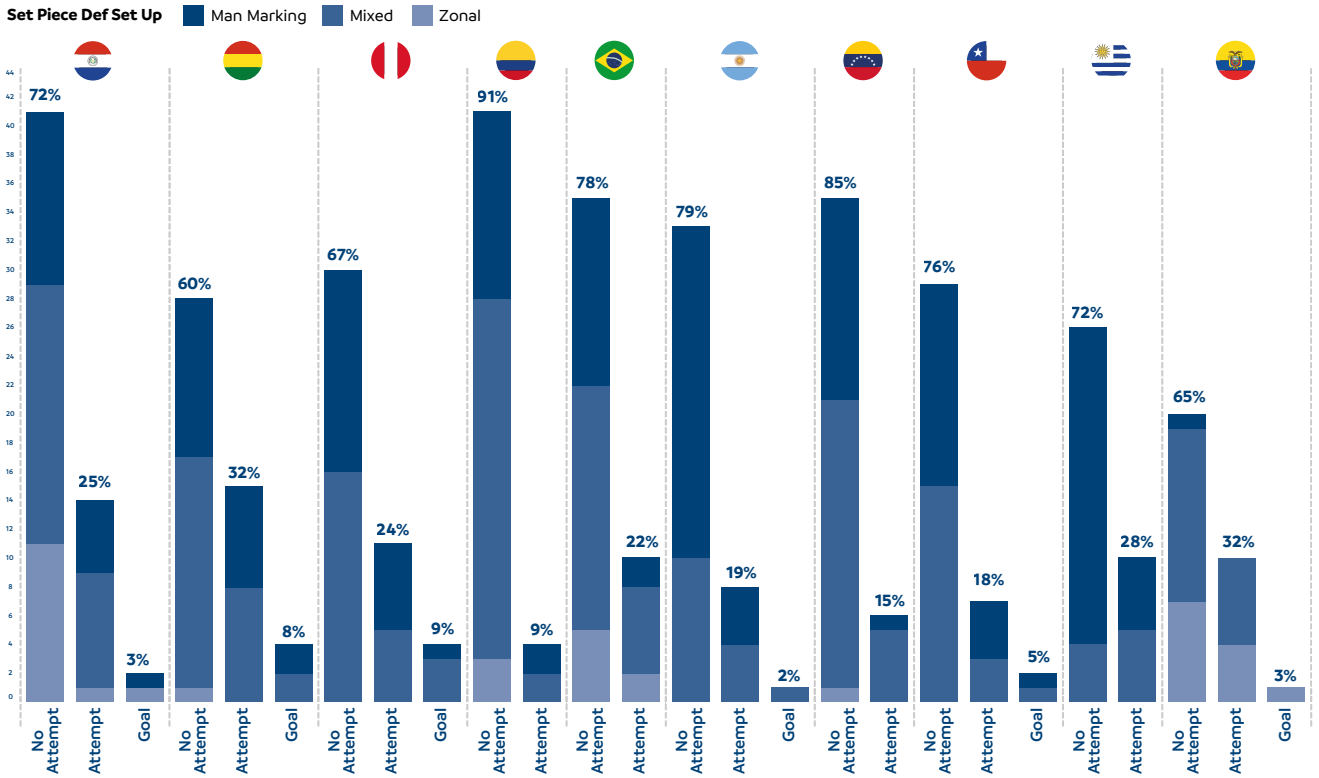
- Goal
- Attempt
- No Attempt/ Goal

## Count of Set Play Analysis

- 1
- 20
- 40
- 60
- 80
- 100
- 110

This mixed set up was favoured when defending against corners while teams were more inclined to utilise the man marking set up when facing free kicks.

# Defensive Set Pieces – Team breakdown



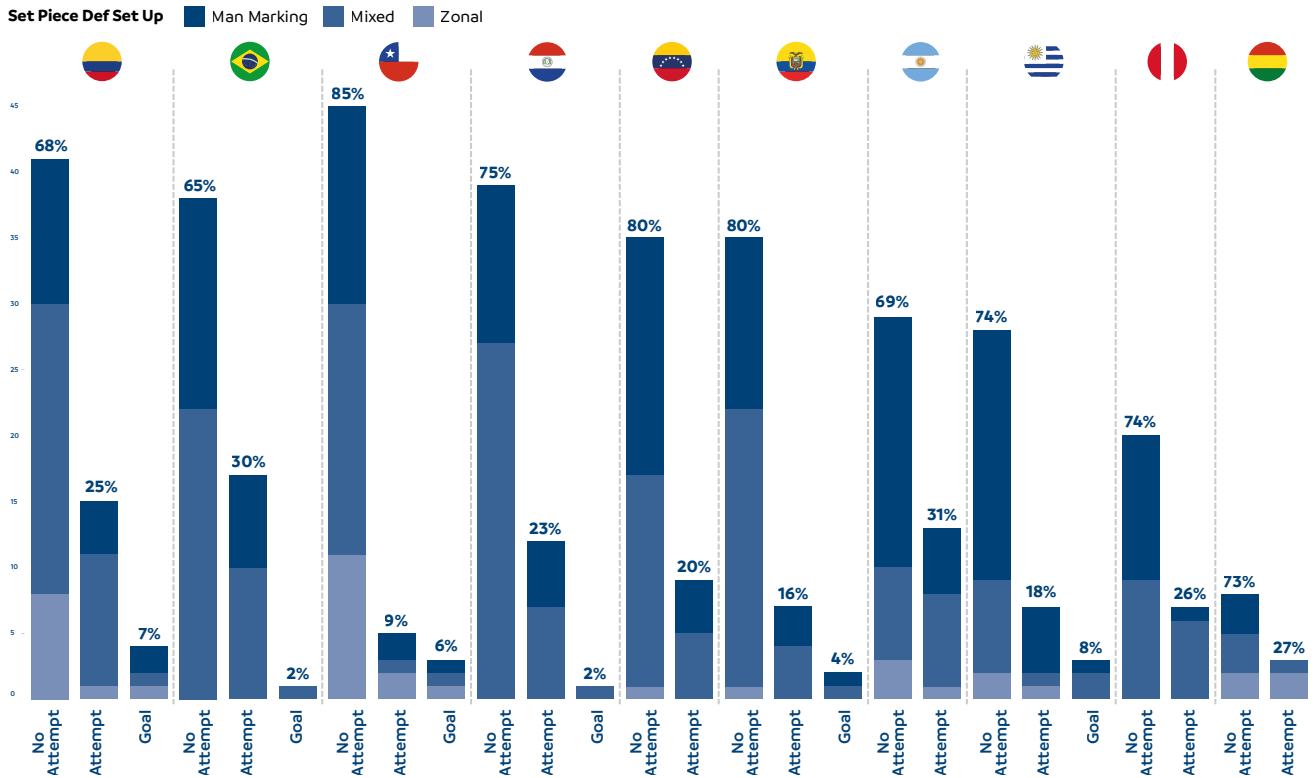
In this chart, we can observe the way in which each team defended the set piece, either by individual, mixed or in the zonal defending. Despite the observed strategy variations according to the different plays and players' characteristics they faced, the teams maintained a considerable stability

with regards to their preferences. We can highlight the Uruguayan team's preference for man marking. On the other hand, Paraguay registered the highest number of plays defended by a zonal defensive set up.



# Attacking Set Pieces – Team Breakdown

The following chart includes a breakdown of set play outcomes and defensive set-up each team faced:



This chart describes, according to the defence applied by the rival team, how effective they were in goal attempts, as well as the goals converted by each team.









# Effective Time per Match during the Group Phase and the Final Phase

In this section, effective playing time is understood as the time during a match in which the ball is active. The average is calculated by deducting still periods of the game due to fouls, medical staff admission into the pitch to attend a player, offside balls, goals, and game restarts.

Ecuador and Chile staged a very intense duel since they were competing against each other in order to advance to the next phase. A dynamic game was observed without many pauses. Chile bet on building the game, and Ecuador from the midfield, with a change of pace

aimed to surprise in the last third of the match. This match marked 53:35 minutes of effective play.

On the other hand, the game with the shortest effective time was Argentina vs. Uruguay, where a total of 40:28 minutes was recorded. As observed, Uruguay pursued a direct game, mainly in the exit from the back and in the offensive transitions. Another characteristic to note was the fouls both for and against, which interrupted the game's rhythm, which resulted in favouring the use of set pieces, since they presented many variations in this area.

## CONMEBOL Copa América Femenina 2022 Average: 48:46

Match	Score	Effective Time
BOLIVIA vs. ECUADOR	1 - 6	44:13
COLOMBIA vs. PARAGUAY	4 - 2	47:36
URUGUAY vs. VENEZUELA	0 - 1	44:40
BRAZIL vs. ARGENTINA	4 - 0	52:03
PARAGUAY vs. CHILE	3 - 2	45:34
BOLIVIA vs. COLOMBIA	0 - 3	52:42
URUGUAY vs. BRAZIL	0 - 3	45:05
ARGENTINA vs. PERU	4 - 0	50:35
PARAGUAY vs. BOLIVIA	2 - 0	52:24
CHILE vs. ECUADOR	2 - 1	53:35
ARGENTINA vs. URUGUAY	5 - 0	40:28
PERU vs. VENEZUELA	0 - 2	49:55
CHILE vs. BOLIVIA	5 - 0	53:07
ECUADOR vs. COLOMBIA	1 - 2	52:09
VENEZUELA vs. BRAZIL	0 - 4	48:03
PERU vs. URUGUAY	0 - 6	46:27
COLOMBIA vs. CHILE	4 - 0	49:49
ECUADOR vs. PARAGUAY	1 - 2	50:02
BRAZIL vs. PERU	6 - 0	52:59
VENEZUELA vs. ARGENTINA	0 - 1	49:18
BRASIL vs. PARAGUAY	2 - 0	48:09
COLOMBIA vs. ARGENTINA	1 - 0	48:11
CHILE vs. VENEZUELA	1 - 1	46:31
ARGENTINA vs. PARAGUAY	3 - 1	49:32
COLOMBIA vs. BRAZIL	0 - 1	45:39

# Possession according to the match's final score

This is an aspect that can vary throughout the match depending on the score. It can occur if a team finds itself with a favourable score or seeks to maintain possession of the ball in order to avoid a goal from the rival when there is little time left in the game. Another example could be maintaining possession to wear the rival down until they find space to attack the goal.

During all the matches, Brazil maintained possession regardless of the match situation. For example, before opening the scoring, it sought to build the game until they were able to reach the opponent's goal to achieve its objective. Another important aspect that was identified was that when Brazil had a score in their favour, their possession of the ball decreased due to two factors: because they wanted to end the game with a convincing result, or because the opposing team began to advance to their lines by being more offensively minded, which generated spaces and defensive imbalances, aspects that made Brazil's game more direct, with deep passes and being more vertical in attack.

Although it is true that having possession of the ball does not mean that a team will have the best performance or success within the tournament, shots on goal and scoring are part of the relationship between generating scoring opportunities.

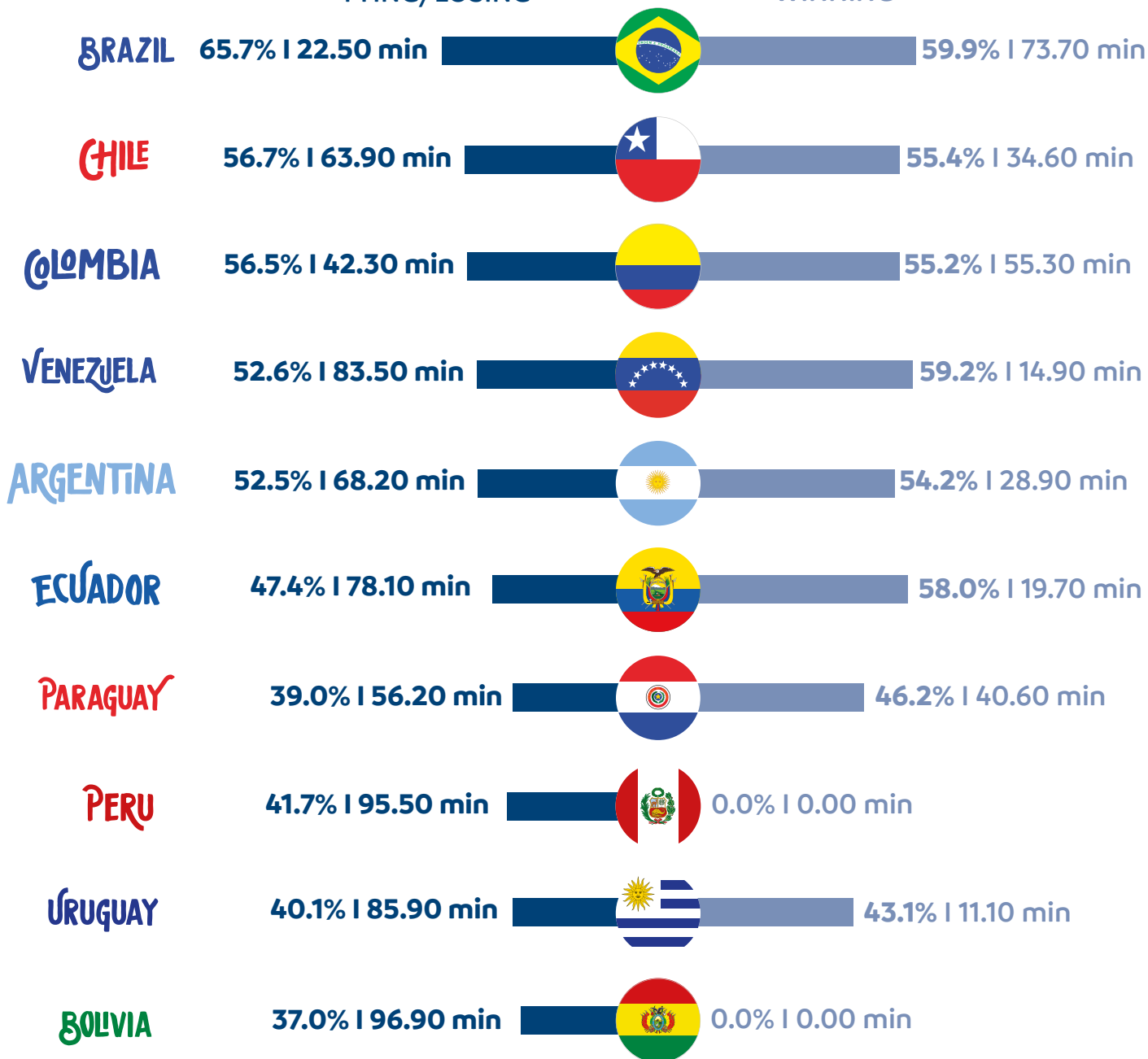
Continuing using Brazil's national team as an example, we can observe a 60.06% ball possession throughout the tournament, scoring 3.33 goals per match, 19.33 shots per match, and 37.1% effectiveness in its shots. On the other hand, we have Venezuela in second place, registering 53.71% possession of the ball, scoring 4 goals throughout the tournament with an average of 1.2 goals per game, 14.4 shots per game, and 27.4% of effectiveness in their shots, which confirms the hypothesis that having the highest percentage of ball possession does not always translate to having the best performance in the tournament.



### Possession/ Time in Advantage

TYING/LOSING

WINNING





# GENERAL STATISTICS



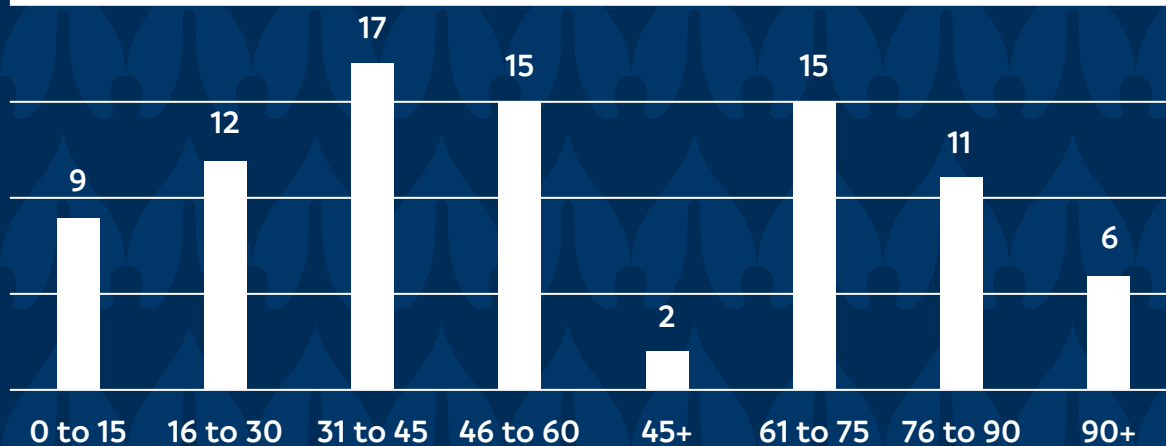
# National teams' possession average during the tournament



## General Statistics - Goals




MINUTE OF CONVERTED GOALS



\* Minute Range of the converted goals during the entire tournament (includes the 3 own goals).

## Actions that led each National Team to convert goals

Goals For



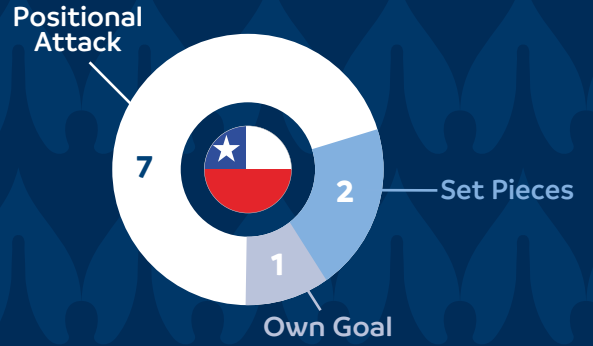
Goals For



Goals For



Goals For




Goals For



Goals For



Goals For



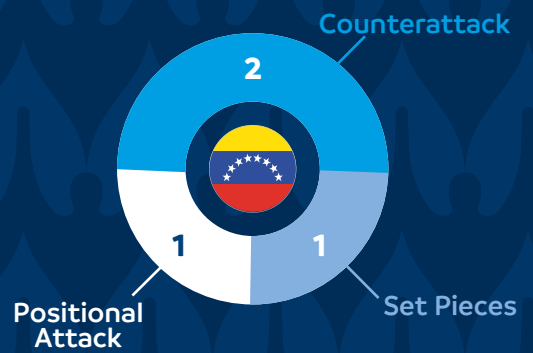
Goals For



Goals For


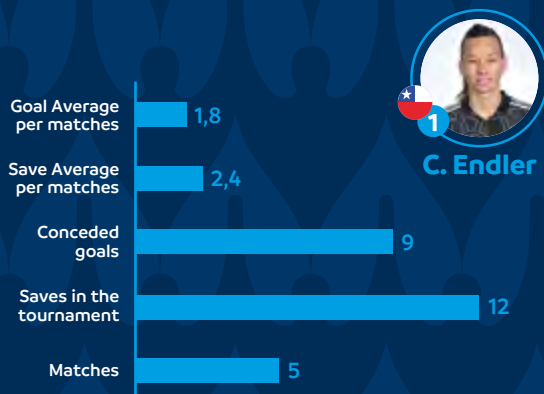

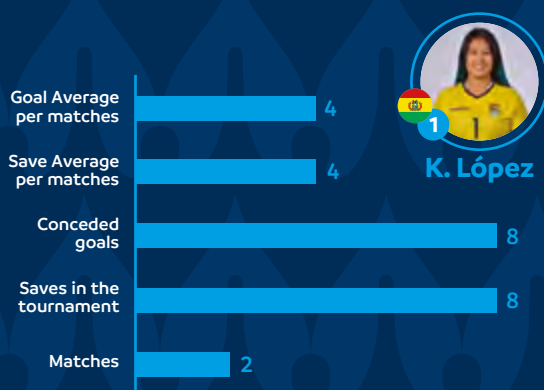

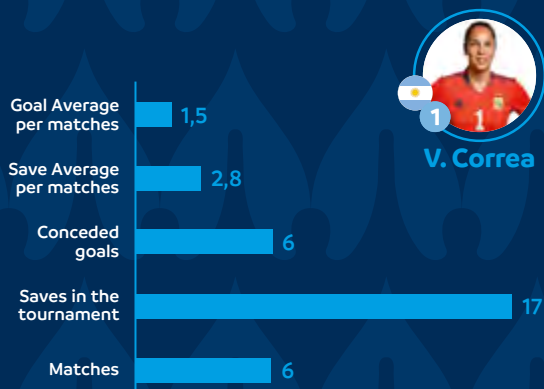


Goals For



# Goalkeepers: Statistics per National Team

Data taken for goalkeepers who were starters and with the most minutes and matches played in their national teams.


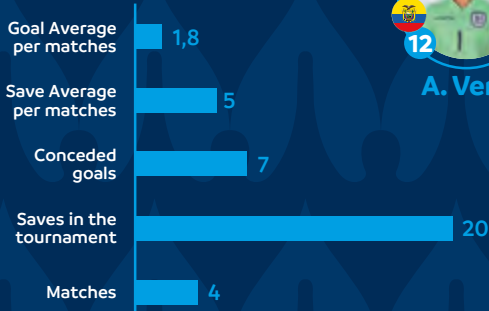






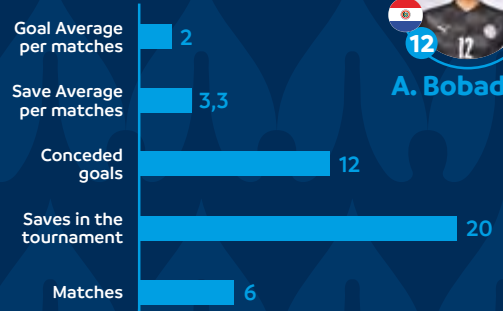
12

A. Vera



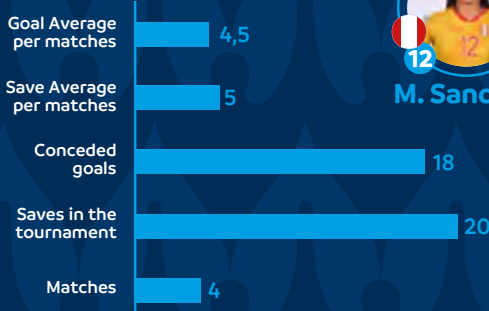
12

A. Bobadilla



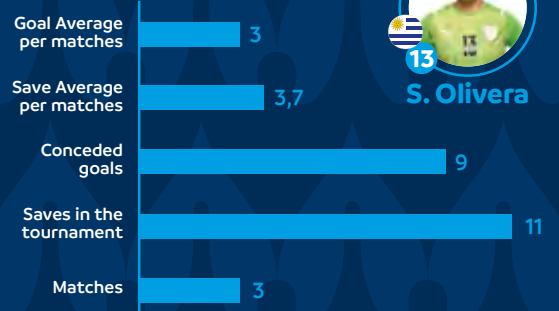
12

M. Sanchez



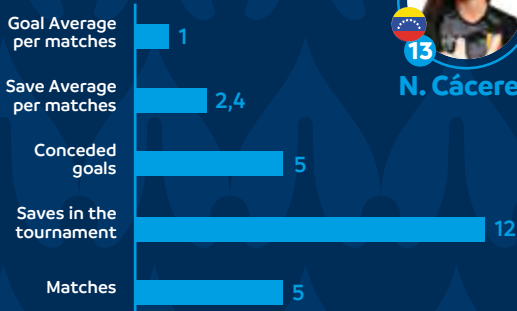
13

S. Olivera



13

N. Cáceres



# Goalkeepers with most saves

Player	National Team	Saves / Matches
Alicia Bobadilla	PARAGUAY	20   M6
Maryory Sánchez	PERU	20   M4
Andrea Vera	ECUADOR	20   M4
Alba Salazar	BOLIVIA	17   M3
Vanina Correa	ARGENTINA	17   M6
Christiane Endler	CHILE	12   M5
Nayluisa Cáceres	VENEZUELA	12   M5
Lorena	BRAZIL	11   M6
Sofía Olivera	URUGUAY	11   M3
Kimberly López	BOLIVIA	8   M2
Catalina Pérez	COLOMBIA	7   M6

\*M = Matches





## ACKNOWLEDGEMENTS



18

HERENCIAS COLOMBIANAS

# The tournament's outstanding players were



**Best Player:**



**Linda Caicedo**



**Best Goalscorer (6)**



**Yamila Rodríguez**



**Most Assists (4)**



**Leicy Santos**



**Bia Zaneratto**



**Best Goalkeeper**



**Lorena**



**Fair Play Award:**



**Chile**

# Team of the Tournament

During this CONMEBOL Copa América Femenina, we were able to observe many talents who stood out match after match, and players who were a key factor in achieving great accomplishments with their national team.

For this, the group of CONMEBOL experts carried out an

analysis of the entire tournament and from which they presented the ideal team of the tournament made up of the players who stood out technically and tactically. In the following section, you will find a statistical detail of each player's performance.





**Lorena**



**Antonia**



**579**  
Minutes played



**21**  
Recoveries



**368**  
Minutes played



**42**  
Recoveries



**0**  
Goals Conceded



**6**  
Matches



**8**  
Key passes



**3**  
Assists



**2**  
Blockings

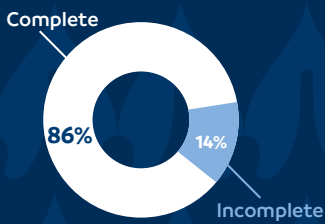


**12**  
Saves

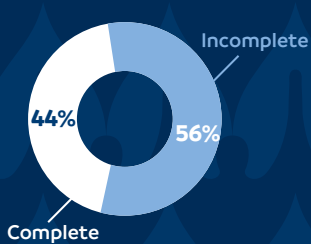


**2**  
Goal attempts

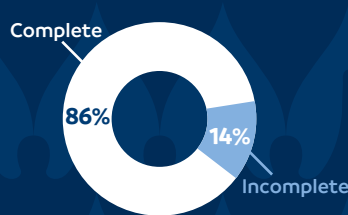
**Pass effectiveness**



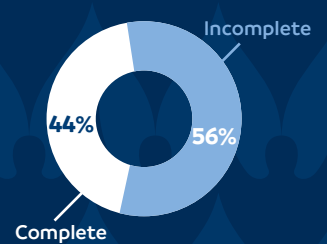
**Long pass effectiveness**



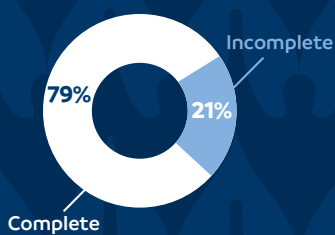
**Pass effectiveness**



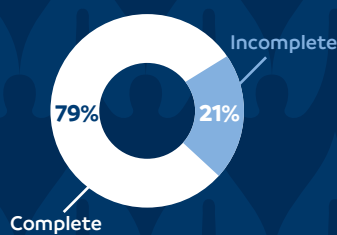
**Long pass effectiveness**



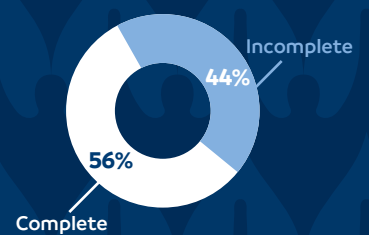
**Forward pass effectiveness**



**Forward pass effectiveness**



**Total duel effectiveness**







**A. Barroso**



**Rafaele**



**433**  
Minutes played



**47**  
Recoveries



**5**  
Matches



**1**  
Goal attempts



**408**  
Minutes played



**47**  
Recoveries



**5**  
Matches

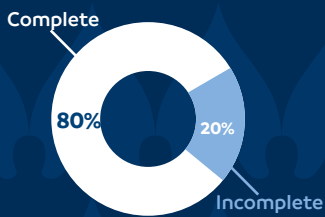


**5**  
Goal attempts

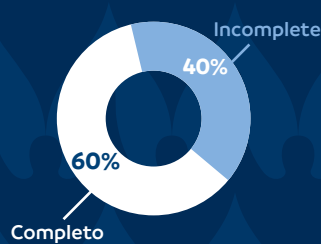


**2**  
Key passes

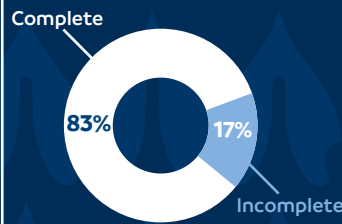
**Pass effectiveness**



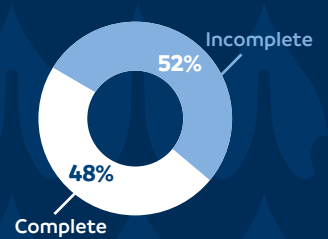
**Cross effectiveness**



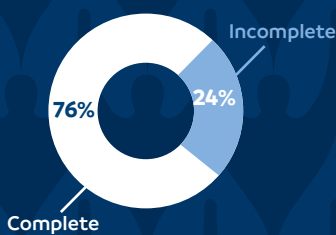
**Pass effectiveness**



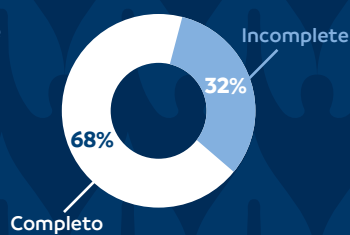
**Long pass effectiveness**



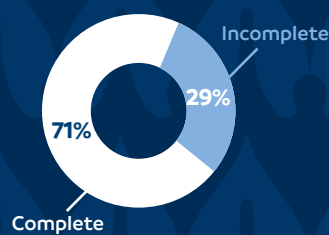
**Pass effectiveness to the last third**



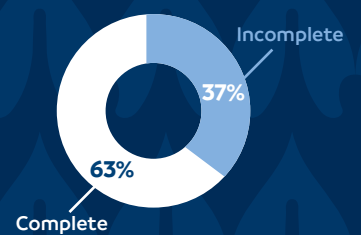
**Total duel effectiveness**



**Pass effectiveness to the last third**



**Total duel effectiveness**





## Tamires



**368**  
Minutes played



**51**  
Recoveries



**8**  
Key passes



**2**  
Assists

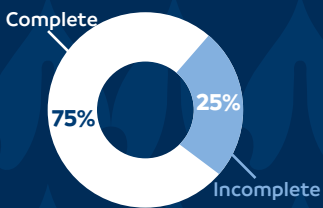


**3**  
Goal attempts

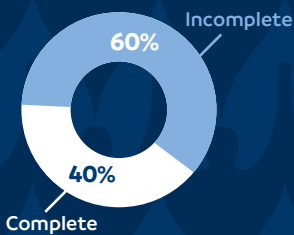


**6**  
Matches

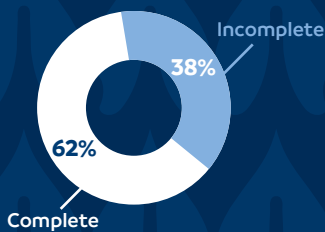
### Pass effectiveness



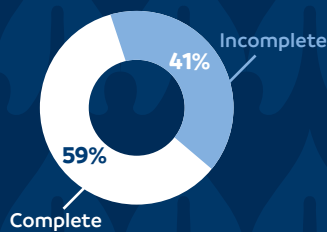
### Cross effectiveness



### Pass effectiveness to the last third



### Total duel effectiveness



## D. Montoya



**413**  
Minutes played



**46**  
Recoveries



**3**  
Key passes



**2**  
Goals

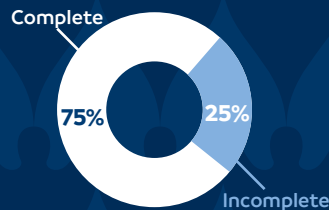


**7**  
Goal attempts

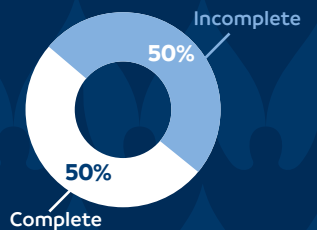


**5**  
Matches

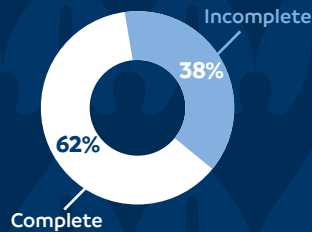
### Pass effectiveness



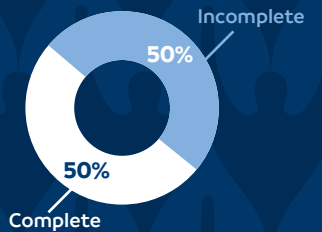
### Long pass effectiveness



### Pass effectiveness to the last third



### Total duel effectiveness





**J. Martínez**



**M. Usme**



**450**  
Minutes played



**21**  
Recoveries



**3**  
Key passes



**3**  
Goals



**13**  
Goal attempts



**4**  
Matches



**1**  
Assists



**538**  
Minutes played



**33**  
Recoveries



**9**  
Key passes



**1**  
Goal



**22**  
Goal attempts

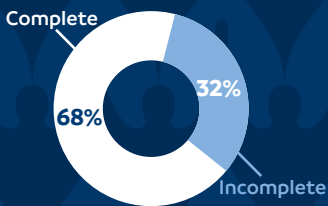


**6**  
Matches

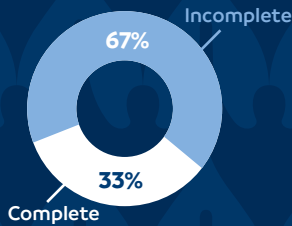


**2**  
Assists

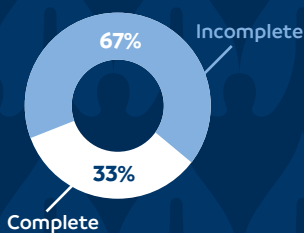
**Pass effectiveness**



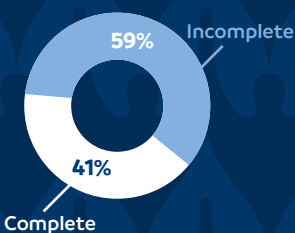
**Cross effectiveness**



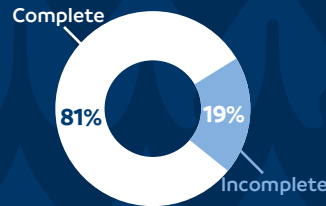
**Pass effectiveness to the last third**



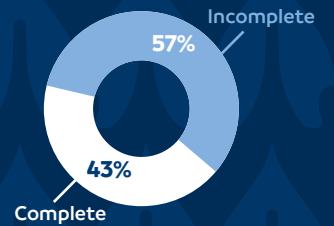
**Total duel effectiveness**



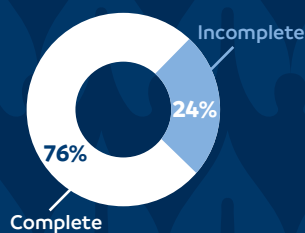
**Pass effectiveness**



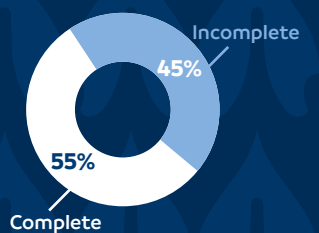
**Long pass effectiveness**



**Pass effectiveness to the last third**



**Total duel effectiveness**





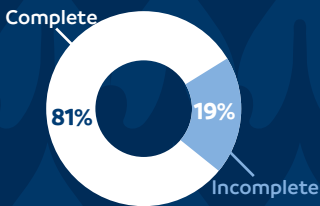
**Linda Caicedo**



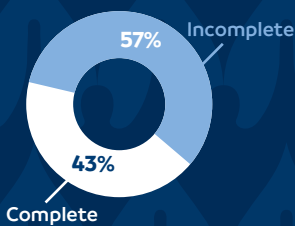
**Yamila Rodríguez**



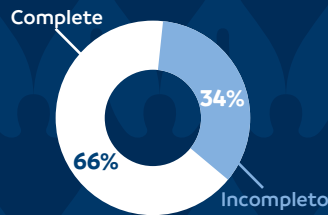
**Pass effectiveness**



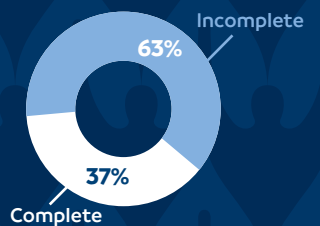
**Long pass effectiveness**



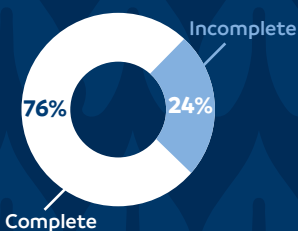
**Pass effectiveness**



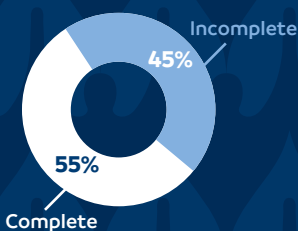
**Long pass effectiveness**



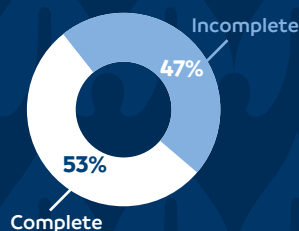
**Pass effectiveness to the last third**



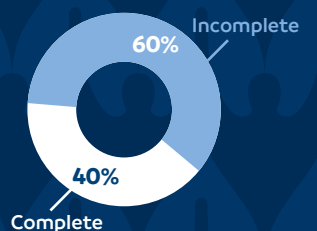
**Total duel effectiveness**



**Pass effectiveness to the last third**



**Total duel effectiveness**





**Debinha**



**350**  
Minutes played



**22**  
Recoveries



**4**  
Key passes



**5**  
Goals



**13**  
Goal attempts

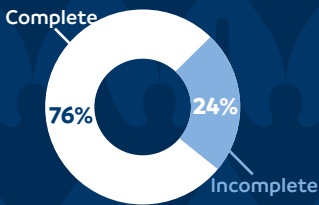


**6**  
Matches

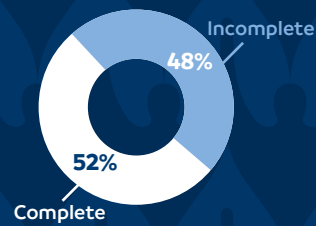


**1**  
Assists

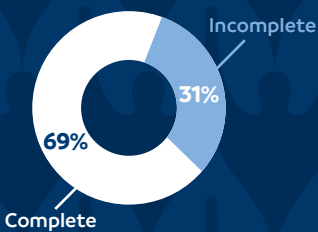
**Pass effectiveness**



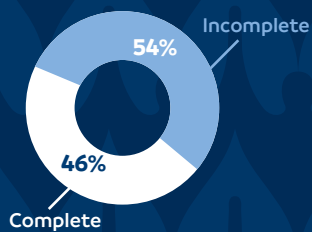
**Dribbling effectiveness**



**Goal attempt effectiveness**



**Total duel effectiveness**





- CONMEBOL -

PRECISION FLIGHT ENGINEERED FOR PRECISION

PRECISION FLIGHT ENGINEERED FOR PRECISION

PRECISION FLIGHT ENGINEERED FOR PRECISION

PRECISION FLIGHT ENGINEERED FOR PRECISION

PRECISION FLIGHT ENGINEERED FOR PRECISION

**President**

Alejandro Domínguez W-S

**General Secretary**

José Astigarraga

**Deputy Secretary General / Director of Development**

Nery Pumpido

**Deputy Secretary General / Director of the Legal Department**

Montserrat Jiménez

**Director of Competitions**

Frederico Nantes

**President of the Referee Commission**

Enrique Cáceres

**President of the Medical Commission / Director of the Anti-Doping Unit**

Dr. Osvaldo Pangrazio

**Technical Analysts**

Gerardo Pelusso, Krikor Attarian, José Catoya, Milenko Valenzuela,  
Michele Kanitz, Vanessa Arauz, Cristian Lizana

**Data**

FIFA

A special thanks to the FIFA Team and their Football Performance Analysis & Insights Programme from their Football Development Department

**Editing**

Clarence Acuña, Fabimar Franchi, Mei Nagaoka

**Photography**

CONMEBOL

**Graphic design and layout**

GARABATO MullenLowe

**Text editing**

Fina Tinta

Autopista Silvio Pettirossi y Valois Rivarola, Luque - Paraguay

Tel: +595 645 781 RA [www.conmebol.com](http://www.conmebol.com)

email: [conmebol@conmebol.com.py](mailto:conmebol@conmebol.com.py)

- CONMEBOL -  
**EVOLUCIÓN**

@conmebol



**Confederación Sudamericana de Fútbol**  
Avda. Sudamericana y Valois Rivarola - Luque, Paraguay  
Tel.: +595 21 517 2000  
[www.conmebol.com](http://www.conmebol.com)